

# Timing Cover Kits



## Signs that a Timing Cover needs to be replaced:

- Aluminum Timing Covers can
  - Leak
  - Warp
  - Crack
- Can be damaged upon removal
- Failure of the Timing Chain can also cause damage internally to the Cover.

### Kit contents include:

- Timing Cover
- Gasket
- Seal, if necessary
- Oil Pump Gasket, when required



## Replace Timing Cover during:

- Front End Collision
- Harmonic Balancer Failure
- Oil Pump or Water Pumps Failure
- Timing Chain Replacement



- Investigate all unusual engine noises! A wobbling water pump impeller can rub through the Timing Case Cover, causing antifreeze to enter the engine oiling system. Engine lubrication failure and damage to the bearings and other engine components will occur very quickly!
- When performing Timing Case Cover replacement, check all accessory drive belts, timing belt, harmonic balancer, water pump, and engine hoses. Replace as necessary.

**Activant Path**

*Engine Assembly & Parts/  
Timing Parts & Camshaft*

**Activant Code**

*DTI*

**Applications begin  
on page 476.**

# Timing Cover Kits



**635-100**

**Ford**  
1997-87 Reverse Flow, Late & Front Seat.  
5.0L (302 CID) & 5.8L (351W CID).



**635-101**

**Ford**  
1996-68 Universal Style Timing Cover.  
Fits All Makes and Models w/7.0L (429  
CID) & 4.5L (460 CID) Engines.



**635-102**

**Ford**  
1993-79 Universal Style Timing Cover.  
5.0L (302CID) & 5.8L (351W CID).



**635-105**

**Ford**  
2003-96 Cougar, Thunderbird 3.8L(232  
CID), F150, Van 4.2L (256 CID), Mustang  
3.8L(232 CID), Windstar 3.8L(232 CID).  
Includes an installed Oil Pump.



**635-106**

**Ford**  
2001-96 Explorer 5.0L (8-302 CID),  
Mountaineer 5.0L (8-302 CID).



**635-107**

**Ford**  
1984-66 5.0L(302 CID), 5.8L (351  
Windsor CID) w/Dipstick Hole & Cover.



**635-108**

**Ford**  
1986-84 Capri, LTD, Thunderbird, Cougar,  
Marquis, Thunderbird, V6, 3.8L (323  
CID), Vin 3.



**635-109**

**Ford**  
1996-65 Ford Trucks L6, 3.9L (240 CID)  
& 4.9L (300 CID).



**635-201**

**Nissan**  
1990-89 Sentra L4-1.6L (1597cc).



**635-202**

**Nissan**  
1994-91 Sentra 1.6L (1597cc); 1993-91  
NX Coupe 1.6L (1597cc).



**635-203**

**Nissan**  
1999-95 NX, 200SX, Sentra, L4, 1.6L  
(1597CC), Vin GA16DE.



**635-204**

**Nissan**  
1992-90 Stanza, 1990 Axxess, L4, 2.4L,  
(2389 CC), Vin KA24E.


**Timing Cover Kits**

# Timing Cover Kits




**635-205**

**Nissan**  
1996-90 D21 Pickups, L4, 2.4L (2389CC), Vin KA24E.



**635-206**

**Nissan**  
2001-93 Altima; L4 2.4L (2389cc), VIN K24DE.



**635-300**

**Toyota**  
1995-85 L4-2.4L (2366cc) 22 Rec engine w/o Turbo.



**635-301**

**Toyota**  
1984-81 Pickups, 1983-81 Celica & Corona, 1984 4 Runner, L4, 2.4L, (2366CC), Vin 22R.



**635-400**

**Chrysler**  
1991-70 Chrysler, Dodge, Plymouth Various Models, V6, 3.9L (239 CID), V8, 5.2L/5.6L/5.9L, (318/340/360 CID).



**635-501**

**GM**  
1991-87 Grand Am, Calais, Skylark; L4-2.5L (151 CID)



**635-502**

**GM**  
2003-95 GM Various Models 4.3L (262 CID) Engine



**635-503**

**GM**  
1989-79 GM Various Models, V6, 3.0L/3.8L (181/231 CID).



**635-504**

**GM**  
1984-77 GM Various Models, V6, 3.2L/3.8L/4.1L (196/231/252 CID), V8, 5.7L (350 CID).



**635-505**

**GM**  
2002-87 GM/Chevrolet/GMC Truck 5.0L(305 CID) and 5.7L(350 CID).



**635-506**

**GM**  
1990-82 Buick Century, Pontiac Firebird; L4 2.5L (151 CID).



**635-507**

**GM**  
1993-82 Chevrolet S10 Blazer & Pickups; Pontiac Firebird; 2.8 (173 CID); 3.1L (189 CID).

**Timing Cover Kits**

# Timing Cover Kits



**635-508**

**GM**  
1993-92 Chevrolet Camaro; Pontiac Firebird; V8-5.7LT1 (350 CID).



**635-509**

**GM**  
1993-82 Cadillac, Chevrolet Passenger Cars & Trucks, GMC, Pontiac; V8 5.0L (305 CID) w/ 7" Balancer.



**635-510**

**GM**  
1995-69 Cadillac, Chevrolet Passenger Cars & Trucks, GMC, Pontiac; V8 5.0L (305 CID); 5.7L (350 CID) w/ 8" Balancer.




**635-511**

**GM**  
1990-66 Chevrolet Passenger Cars & Trucks, GMC, Pontiac; V8 6.5 (396 CID) /6.7 (402 CID) /7.0 (427 CID) /7.4L (454 CID).



**635-512**

**GM**  
1994-87 Chevrolet Astro, Blazer, C/G/10, 20 Pickups, G10,20,30 Vans; GMC C/G/ K15,1500/2500;35/3500; V6 4.3L (262 CID) VIN N & B.



**635-514**

**GM**  
1992-90 Buick Park Avenue late style, V6 3.8L (231 CID).

## Timing Cover Kit Applications

Make/Model/Engine	Years	Description	Dorman #
<b>BUICK</b>			
<b>CENTURY</b>			
L4 - 2.5L (151 CID)	1990-82	-	<b>635-506</b>
V6 - 3.0L (181 CID)	1985	20 Bolt Oil Pan	<b>635-503</b>
V6 - 3.8L (231 CID)	1988-86	-	<b>635-503</b>
V6 - 3.8L (231 CID)	1985	20 Bolt Oil Pan	<b>635-503</b>
V6 - 3.8L (231 CID)	1981	14 Bolt Oil Pan	<b>635-504</b>
V6 - 3.8L (231 CID)	1981	20 Bolt Oil Pan, Vin A	<b>635-503</b>
V6 - 3.8L (231 CID)	1980-79	14 Bolt Oil Pan	<b>635-504</b>
V6 - 3.8L (231 CID)	1980-79	20 Bolt Oil Pan, Vin 3	<b>635-503</b>
V6 - 3.8L (231 CID)	1980-79	20 Bolt Oil Pan, Vin A	<b>635-503</b>
V6 - 3.8L (231 CID)	1978-76	-	<b>635-504</b>
V8 - 5.7L (350 CID)	1977-76	Vin H	<b>635-504</b>
V8 - 5.7L (350 CID)	1977-76	Vin J	<b>635-504</b>
<b>ELECTRA</b>			
V6 - 3.0L (181 CID)	1985	20 Bolt Oil Pan	<b>635-503</b>
V6 - 3.8L (231 CID)	1987-86	-	<b>635-503</b>
V6 - 3.8L (231 CID)	1985	20 Bolt Oil Pan	<b>635-503</b>
V6 - 4.1L (252 CID)	1984-82	14 Bolt Oil Pan	<b>635-504</b>
V6 - 4.1L (252 CID)	1981-80	-	<b>635-504</b>
V8 - 5.7L (350 CID)	1980-78	Vin X	<b>635-504</b>
V8 - 5.7L (350 CID)	1977	Vin H	<b>635-504</b>
V8 - 5.7L (350 CID)	1977	Vin J	<b>635-504</b>
<b>ESTATE WAGON</b>			
V8 - 5.7L (350 CID)	1980-78	Vin X	<b>635-504</b>
<b>LESABRE</b>			
V6 - 3.0L (181 CID)	1986	-	<b>635-503</b>
V6 - 3.8L (231 CID)	1982-91	-	<b>635-514</b>
V6 - 3.8L (231 CID)	1988-86	Vin 3	<b>635-503</b>
V6 - 3.8L (231 CID)	1985	-	<b>635-503</b>
V6 - 3.8L (231 CID)	1984-82	14 Bolt Oil Pan	<b>635-504</b>
V6 - 3.8L (231 CID)	1984-82	20 Bolt Oil Pan	<b>635-503</b>
V6 - 3.8L (231 CID)	1981-79	14 Bolt Oil Pan	<b>635-504</b>
V6 - 3.8L (231 CID)	1981-79	20 Bolt Oil Pan, Vin A	<b>635-503</b>
V6 - 3.8L (231 CID)	1978-76	-	<b>635-504</b>
V6 - 4.1L (252 CID)	1984-82	14 Bolt Oil Pan	<b>635-504</b>

Make/Model/Engine	Years	Description	Dorman #
<b>BUICK (continued)</b>			
<b>LESABRE (continued)</b>			
V6 - 4.1L (252 CID)	1981-80	-	<b>635-504</b>
V8 - 5.7L (350 CID)	1980-78	Vin X	<b>635-504</b>
V8 - 5.7L (350 CID)	1977-76	Vin J	<b>635-504</b>
V8 - 5.7L (350 CID)	1977	Vin H	<b>635-504</b>
<b>PARK AVENUE</b>			
V6 - 3.8L (231 CID)	1992-91	-	<b>635-514</b>
<b>REATTA</b>			
V6 - 3.8L (231 CID)	1991	-	<b>635-514</b>
<b>REGAL</b>			
V6 - 3.8L (231 CID)	1992-90	-	<b>635-514</b>
V6 - 3.8L (231 CID)	1987-86	20 Bolt Oil Pan, Vin 7	<b>635-503</b>
V6 - 3.8L (231 CID)	1987-86	20 Bolt Oil Pan, Vin A	<b>635-503</b>
V6 - 3.8L (231 CID)	1985	20 Bolt Oil Pan, Vin 9	<b>635-503</b>
V6 - 3.8L (231 CID)	1985	20 Bolt Oil Pan, Vin A	<b>635-503</b>
V6 - 3.8L (231 CID)	1984-81	14 Bolt Oil Pan	<b>635-504</b>
V6 - 3.8L (231 CID)	1984-81	20 Bolt Oil Pan, Vin A	<b>635-503</b>
V6 - 3.8L (231 CID)	1980-79	14 Bolt Oil Pan	<b>635-504</b>
V6 - 3.8L (231 CID)	1980-79	20 Bolt Oil Pan, Vin 3	<b>635-503</b>
V6 - 3.8L (231 CID)	1980-79	20 Bolt Oil Pan, Vin A	<b>635-503</b>
V6 - 3.8L (231 CID)	1978-76	-	<b>635-504</b>
V6 - 4.1L (252 CID)	1984-82	14 Bolt Oil Pan	<b>635-504</b>
V8 - 5.7L (350 CID)	1977-76	Vin H	<b>635-504</b>
V8 - 5.7L (350 CID)	1977-76	Vin J	<b>635-504</b>
<b>RIVIERA</b>			
V6 - 3.8L (231 CID)	1992-91	-	<b>635-514</b>
V6 - 3.8L (231 CID)	1987-85	-	<b>635-503</b>
V6 - 3.8L (231 CID)	1984-82	14 Bolt Oil Pan	<b>635-504</b>
V6 - 4.1L (252 CID)	1984-82	14 Bolt Oil Pan	<b>635-504</b>
V6 - 4.1L (252 CID)	1981	-	<b>635-504</b>
V8 - 5.7L (350 CID)	1978	Vin X	<b>635-504</b>
V8 - 5.7L (350 CID)	1977	Vin J	<b>635-504</b>
<b>ROADMASTER</b>			
V8 - 5.0L (305 CID)	1991	-	<b>635-509</b>
V8 - 5.7L (350 CID)	1993-92	-	<b>635-509</b>

Timing Cover Kits

# Timing Cover Kit Applications

Make/ Model/Engine	Years	Description	Dorman #
<b>BUICK (continued)</b>			
<b>SKYHAWK</b>			
V6 - 3.8L (231 CID)	1980	14 Bolt Oil Pan	<b>635-504</b>
V6 - 3.8L (231 CID)	1979	14 Bolt Oil Pan	<b>635-504</b>
V6 - 3.8L (231 CID)	1979	20 Bolt Oil Pan	<b>635-503</b>
V6 - 3.8L (231 CID)	1978-77	-	<b>635-504</b>
V6 - 3.8L (231 CID)	1976	-	<b>635-504</b>
<b>SKYLARK</b>			
L4 - 2.5L (151 CID)	1991-87	-	<b>635-501</b>
L4 - 2.5L (151 CID)	1985-82	-	<b>635-506</b>
V6 - 3.0L (181 CID)	1988-86	-	<b>635-503</b>
V6 - 3.8L (231 CID)	1979	14 Bolt Oil Pan	<b>635-504</b>
V6 - 3.8L (231 CID)	1978-76	-	<b>635-504</b>
V8 - 5.7L (350 CID)	1976	Vin H	<b>635-504</b>
V8 - 5.7L (350 CID)	1976	Vin J	<b>635-504</b>
<b>SOMERSET</b>			
L4 - 2.5L (151 CID)	1987	-	<b>635-501</b>
V6 - 3.0L (181 CID)	1987-86	-	<b>635-503</b>
V6 - 3.0L (181 CID)	1985	2 Water Bypass Nipples	<b>635-503</b>
<b>CADILLAC</b>			
<b>DEVILLE</b>			
V6 - 4.1L (252 CID)	1982	14 Bolt Oil Pan	<b>635-504</b>
V6 - 4.1L (252 CID)	1981-80	-	<b>635-504</b>
<b>ELDORADO</b>			
V6 - 4.1L (252 CID)	1982	14 Bolt Oil Pan	<b>635-504</b>
V6 - 4.1L (252 CID)	1981	-	<b>635-504</b>
<b>ESCALADE</b>			
V8 - 5.7L (350 CID)	2000-99	-	<b>635-505</b>
<b>FLEETWOOD</b>			
V6 - 4.1L (252 CID)	1982	14 Bolt Oil Pan	<b>635-504</b>
V6 - 4.1L (252 CID)	1981-80	-	<b>635-504</b>
<b>FLEETWOOD (RWD)</b>			
V8 - 5.0L (305 CID)	1992-91	-	<b>635-509</b>
V8 - 5.7L (350 CID)	1993-90	-	<b>635-509</b>
<b>SEVILLE</b>			
V6 - 4.1L (252 CID)	1982	14 Bolt Oil Pan	<b>635-504</b>
V6 - 4.1L (252 CID)	1981	-	<b>635-504</b>
<b>CHEVROLET</b>			
<b>BEL AIR</b>			
V8 - 6.5L (396 CID)	1969-66	-	<b>635-511</b>
V8 - 6.6L (400 CID)	1971-70	w/4 Barrel Carburetor	<b>635-511</b>
V8 - 6.6L (402 CID)	1972-71	-	<b>635-511</b>
V8 - 7.0L (427 CID)	1969-66	-	<b>635-511</b>
V8 - 7.4L (454 CID)	1975-70	-	<b>635-511</b>
<b>BISCAYNE</b>			
V8 - 6.5L (396 CID)	1969-66	-	<b>635-511</b>
V8 - 6.6L (400 CID)	1971-70	w/4 Barrel Carburetor	<b>635-511</b>
V8 - 6.6L (402 CID)	1972-71	-	<b>635-511</b>
V8 - 7.0L (427 CID)	1969-66	-	<b>635-511</b>
V8 - 7.4L (454 CID)	1972-70	-	<b>635-511</b>
<b>BROOKWOOD</b>			
V8 - 6.6L (400 CID)	1970	w/4 Barrel Carburetor	<b>635-511</b>
V8 - 6.6L (402 CID)	1972	-	<b>635-511</b>
<b>CAMARO</b>			
L4 - 2.5L (151 CID)	1986-82	-	<b>635-506</b>
V6 - 2.8L (173 CID)	1989-82	-	<b>635-507</b>
V6 - 3.1L (189 CID)	1992-90	-	<b>635-507</b>
V6 - 3.8L (231 CID)	1981-80	14 Bolt Oil Pan	<b>635-504</b>
V8 - 5.0L (305 CID)	1987-85	wo/EFI	<b>635-509</b>
V8 - 5.0L (305 CID)	1984-82	-	<b>635-509</b>
V8 - 5.7L (350 CID)	1994-93	-	<b>635-508</b>
V8 - 6.5L (396 CID)	1970-67	-	<b>635-511</b>
V8 - 6.6L (402 CID)	1972-70	-	<b>635-511</b>
<b>CAPRICE</b>			
V6 - 3.8L (231 CID)	1984-80	14 Bolt Oil Pan	<b>635-504</b>
V6 - 3.8L (231 CID)	1984-80	20 Bolt Oil Pan	<b>635-503</b>
V6 - 4.3L (262 CID)	1993-92	w/Welded Pointer	<b>635-512</b>
V8 - 4.4L (267 CID)	1982	-	<b>635-509</b>
V8 - 5.0L (305 CID)	1993-82	-	<b>635-509</b>
V8 - 5.7L (350 CID)	1993-91	-	<b>635-509</b>
V8 - 6.5L (396 CID)	1969-66	-	<b>635-511</b>
V8 - 6.6L (400 CID)	1971-70	w/4 Barrel Carburetor	<b>635-511</b>
V8 - 6.6L (402 CID)	1972-71	-	<b>635-511</b>
V8 - 7.0L (427 CID)	1969-66	-	<b>635-511</b>
V8 - 7.4L (454 CID)	1976-70	-	<b>635-511</b>
<b>CELEBRITY</b>			
L4 - 2.5L (151 CID)	1990-82	-	<b>635-506</b>
<b>CHEVELLE</b>			
V8 - 6.5L (396 CID)	1969-66	-	<b>635-511</b>
V8 - 6.6L (400 CID)	1971-70	w/4 Barrel Carburetor	<b>635-511</b>
V8 - 6.6L (402 CID)	1972-70	-	<b>635-511</b>

Make/ Model/Engine	Years	Description	Dorman #
<b>CHEVROLET (continued)</b>			
<b>CHEVELLE (continued)</b>			
V8 - 7.4L (454 CID)	1973-70	-	<b>635-511</b>
<b>CHEVY II</b>			
V8 - 6.5L (396 CID)	1969-68	-	<b>635-511</b>
<b>CITATION</b>			
L4 - 2.5L (151 CID)	1985-82	-	<b>635-506</b>
<b>CORVETTE</b>			
V8 - 5.7L (350 CID)	1994-92	Exc. ZR-1	<b>635-508</b>
V8 - 7.0L (427 CID)	1969-66	-	<b>635-511</b>
V8 - 7.4L (454 CID)	1974-70	-	<b>635-511</b>
<b>EL CAMINO</b>			
V6 - 3.8L (231 CID)	1984-82	14 Bolt Oil Pan	<b>635-504</b>
V6 - 3.8L (231 CID)	1984-82	20 Bolt Oil Pan	<b>635-503</b>
V6 - 3.8L (231 CID)	1981-80	14 Bolt Oil Pan, Vin A	<b>635-504</b>
V6 - 3.8L (231 CID)	1981-80	20 Bolt Oil Pan, Vin A	<b>635-503</b>
V6 - 3.8L (231 CID)	1979	14 Bolt Oil Pan	<b>635-504</b>
V6 - 3.8L (231 CID)	1979	20 Bolt Oil Pan	<b>635-503</b>
V6 - 3.8L (231 CID)	1978	14 Bolt Oil Pan	<b>635-504</b>
V8 - 4.4L (267 CID)	1982	-	<b>635-509</b>
V8 - 5.0L (305 CID)	1987-82	-	<b>635-509</b>
V8 - 6.5L (396 CID)	1970-66	-	<b>635-511</b>
V8 - 6.6L (400 CID)	1970	w/4 Barrel Carburetor	<b>635-511</b>
V8 - 6.6L (402 CID)	1972-71	-	<b>635-511</b>
V8 - 7.4L (454 CID)	1974-70	-	<b>635-511</b>
<b>IMPALA</b>			
V6 - 3.8L (231 CID)	1984-80	14 Bolt Oil Pan	<b>635-504</b>
V6 - 3.8L (231 CID)	1984-80	20 Bolt Oil Pan	<b>635-503</b>
V8 - 4.4L (267 CID)	1982	-	<b>635-509</b>
V8 - 5.0L (305 CID)	1985-82	-	<b>635-509</b>
V8 - 6.5L (396 CID)	1969-66	-	<b>635-511</b>
V8 - 6.6L (400 CID)	1971-70	w/4 Barrel Carburetor	<b>635-511</b>
V8 - 6.6L (402 CID)	1972-71	-	<b>635-511</b>
V8 - 7.0L (427 CID)	1969-66	-	<b>635-511</b>
V8 - 7.4L (454 CID)	1976-70	-	<b>635-511</b>
<b>KINGSWOOD</b>			
V8 - 6.6L (400 CID)	1971-70	w/4 Barrel Carburetor	<b>635-511</b>
V8 - 6.6L (402 CID)	1972-71	-	<b>635-511</b>
V8 - 7.4L (454 CID)	1972-70	-	<b>635-511</b>
<b>LAGUNA</b>			
V8 - 7.4L (454 CID)	1974-73	-	<b>635-511</b>
<b>LUMINA</b>			
L4 - 2.5L (151 CID)	1990	-	<b>635-506</b>
<b>LUMINA APV</b>			
V6 - 3.8L (231 CID)	1992	-	<b>635-514</b>
<b>MALIBU</b>			
V6 - 3.8L (231 CID)	1983-82	14 Bolt Oil Pan	<b>635-504</b>
V6 - 3.8L (231 CID)	1983-82	20 Bolt Oil Pan	<b>635-503</b>
V6 - 3.8L (231 CID)	1981-80	14 Bolt Oil Pan, Vin A	<b>635-504</b>
V6 - 3.8L (231 CID)	1981-80	20 Bolt Oil Pan, Vin A	<b>635-503</b>
V6 - 3.8L (231 CID)	1979	14 Bolt Oil Pan	<b>635-504</b>
V6 - 3.8L (231 CID)	1979	20 Bolt Oil Pan	<b>635-503</b>
V6 - 3.8L (231 CID)	1978	14 Bolt Oil Pan	<b>635-504</b>
V8 - 4.4L (267 CID)	1982	-	<b>635-509</b>
V8 - 5.0L (305 CID)	1983-82	-	<b>635-509</b>
V8 - 6.5L (396 CID)	1967-66	-	<b>635-511</b>
V8 - 7.4L (454 CID)	1975-73	-	<b>635-511</b>
<b>MONTE CARLO</b>			
V6 - 3.8L (231 CID)	1984-82	14 Bolt Oil Pan	<b>635-504</b>
V6 - 3.8L (231 CID)	1984-82	20 Bolt Oil Pan	<b>635-503</b>
V6 - 3.8L (231 CID)	1981-80	14 Bolt Oil Pan, Vin A	<b>635-504</b>
V6 - 3.8L (231 CID)	1981-80	20 Bolt Oil Pan, Vin A	<b>635-503</b>
V6 - 3.8L (231 CID)	1979	14 Bolt Oil Pan	<b>635-504</b>
V6 - 3.8L (231 CID)	1979	20 Bolt Oil Pan	<b>635-503</b>
V6 - 3.8L (231 CID)	1978	14 Bolt Oil Pan	<b>635-504</b>
V8 - 4.4L (267 CID)	1982	-	<b>635-509</b>
V8 - 5.0L (305 CID)	1988-82	-	<b>635-509</b>
V8 - 6.6L (400 CID)	1971-70	w/4 Barrel Carburetor	<b>635-511</b>
V8 - 6.6L (402 CID)	1972-70	-	<b>635-511</b>
V8 - 7.4L (454 CID)	1975-70	-	<b>635-511</b>
<b>MONZA</b>			
V6 - 3.2L (196 CID)	1979-78	14 Bolt Oil Pan	<b>635-504</b>
V6 - 3.8L (231 CID)	1980-79	14 Bolt Oil Pan, Vin A	<b>635-504</b>
V6 - 3.8L (231 CID)	1980-79	20 Bolt Oil Pan, Vin A	<b>635-503</b>
V6 - 3.8L (231 CID)	1978	14 Bolt Oil Pan	<b>635-504</b>
<b>NOVA</b>			
V8 - 6.5L (396 CID)	1970	-	<b>635-511</b>
V8 - 6.6L (402 CID)	1970	-	<b>635-511</b>
<b>TOWNSMAN</b>			
V8 - 6.6L (400 CID)	1971-70	w/4 Barrel Carburetor	<b>635-511</b>
V8 - 6.6L (402 CID)	1972	-	<b>635-511</b>

Timing Cover Kits

Window  
Lift Motors  
pg. 535-554

Window  
Regulators  
pg. 555-566

Wiper  
Motors  
pg. 567-572

Wiper Transmission  
Linkages  
pg. 573-576

Includes All Gaskets  
and Seals as Required

Timing Cover Kits

# Timing Cover Kit Applications

Make/ Model/Engine	Years	Description	Dorman #
<b>CHEVROLET (continued)</b>			
<b>TOWNSMAN (continued)</b>			
V8 - 7.4L (454 CID)	1972-70	-	<b>635-511</b>
<b>CHEVROLET/GMC TRUCK</b>			
<b>ASTRO</b>			
L4 - 2.5L (151 CID)	1990-85	-	<b>635-506</b>
V6 - 4.3L (262 CID)	2003-96	-	<b>635-502</b>
V6 - 4.3L (262 CID)	1993-92	Vin Z, w/Welded Pointer	<b>635-512</b>
V6 - 4.3L (262 CID)	1991-87	w/Welded Pointer	<b>635-512</b>
<b>BLAZER</b>			
V8 - 5.0L (305 CID)	1987-85	-	<b>635-509</b>
V8 - 5.0L (305 CID)	1978-77	-	<b>635-510</b>
V8 - 5.7L (350 CID)	1994-87	-	<b>635-505</b>
V8 - 5.7L (350 CID)	1986-77	Gas Engine	<b>635-510</b>
V8 - 7.4L (454 CID)	1978-73	-	<b>635-511</b>
<b>C,K SERIES PICKUP</b>			
V6 - 4.3L (262 CID)	1998-96	-	<b>635-502</b>
V6 - 4.3L (262 CID)	1993-88	w/Welded Pointer	<b>635-512</b>
V8 - 5.0L (305 CID)	1999-88	-	<b>635-505</b>
V8 - 5.0L (305 CID)	1986-85	-	<b>635-509</b>
V8 - 5.7L (350 CID)	2000-88	-	<b>635-505</b>
V8 - 5.7L (350 CID)	1986-77	Gas Engine	<b>635-510</b>
V8 - 6.0L (366 CID)	1966	-	<b>635-511</b>
V8 - 6.5L (396 CID)	1969-68	-	<b>635-511</b>
V8 - 6.6L (400 CID)	1971-70	w/4 Barrel Carburetor	<b>635-511</b>
V8 - 6.6L (402 CID)	1972-71	-	<b>635-511</b>
V8 - 7.4L (454 CID)	1990-88	-	<b>635-511</b>
V8 - 7.4L (454 CID)	1986-73	-	<b>635-511</b>
<b>EXPRESS</b>			
V6 - 4.3L (262 CID)	2003-96	-	<b>635-502</b>
V8 - 5.0L (305 CID)	2002-96	-	<b>635-505</b>
V8 - 5.7L (350 CID)	2002-96	-	<b>635-505</b>
<b>G SERIES VAN</b>			
V6 - 4.3L (262 CID)	1998-96	-	<b>635-502</b>
V8 - 5.0L (305 CID)	1998-87	-	<b>635-505</b>
V8 - 5.7L (350 CID)	1996-87	-	<b>635-505</b>
V8 - 7.4L (454 CID)	1990-73	-	<b>635-511</b>
<b>JIMMY</b>			
V8 - 5.0L (305 CID)	1987-85	-	<b>635-509</b>
V8 - 5.0L (305 CID)	1978-77	-	<b>635-510</b>
V8 - 5.7L (350 CID)	1991-87	-	<b>635-505</b>
V8 - 5.7L (350 CID)	1986-77	Gas Engine	<b>635-510</b>
V8 - 7.4L (454 CID)	1976-73	-	<b>635-511</b>
<b>LLV (POSTAL VEHICLE)</b>			
L4 - 2.5L (151 CID)	1993-87	-	<b>635-506</b>
<b>MEDIUM DUTY TRUCK</b>			
V8 - 6.0L (366 CID)	1990-83	-	<b>635-511</b>
V8 - 7.0L (427 CID)	1990-83	-	<b>635-511</b>
<b>P SERIES VAN</b>			
V6 - 4.3L (262 CID)	1999-96	-	<b>635-502</b>
V6 - 4.3L (262 CID)	1994-90	w/Welded Pointer	<b>635-512</b>
V8 - 5.7L (350 CID)	1999-87	-	<b>635-505</b>
V8 - 5.7L (350 CID)	1986-77	Exc. Motor Home	<b>635-510</b>
V8 - 6.0L (366 CID)	1967-66	-	<b>635-511</b>
V8 - 7.4L (454 CID)	1990-70	-	<b>635-511</b>
<b>R,V SERIES PICKUP</b>			
V8 - 5.0L (305 CID)	1987	-	<b>635-509</b>
V8 - 5.7L (350 CID)	1991-87	-	<b>635-505</b>
V8 - 7.4L (454 CID)	1990-87	-	<b>635-511</b>
<b>S10 BLAZER</b>			
L4 - 2.5L (151 CID)	1988-85	-	<b>635-506</b>
V6 - 2.8L (173 CID)	1990-83	-	<b>635-507</b>
V6 - 4.3L (262 CID)	2003-95	-	<b>635-502</b>
V6 - 4.3L (262 CID)	1992	Vin Z, w/Welded Pointer	<b>635-512</b>
V6 - 4.3L (262 CID)	1991-88	w/Welded Pointer	<b>635-512</b>
<b>S10 PICKUP</b>			
L4 - 2.5L (151 CID)	1993-85	-	<b>635-506</b>
V6 - 2.8L (173 CID)	1993-82	-	<b>635-507</b>
V6 - 4.3L (262 CID)	2003-95	-	<b>635-502</b>
V6 - 4.3L (262 CID)	1992	Vin Z, w/Welded Pointer	<b>635-512</b>
V6 - 4.3L (262 CID)	1991-88	w/Welded Pointer	<b>635-512</b>
<b>S15 JIMMY</b>			
L4 - 2.5L (151 CID)	1988-85	-	<b>635-506</b>
V6 - 2.8L (173 CID)	1989-83	-	<b>635-507</b>
V6 - 4.3L (262 CID)	2001-95	-	<b>635-502</b>
V6 - 4.3L (262 CID)	1992	Vin Z, w/Welded Pointer	<b>635-512</b>
V6 - 4.3L (262 CID)	1991-88	w/Welded Pointer	<b>635-512</b>
<b>S15 PICKUP</b>			
L4 - 2.5L (151 CID)	1990-85	-	<b>635-506</b>
V6 - 2.8L (173 CID)	1990-82	-	<b>635-507</b>
V6 - 4.3L (262 CID)	1990-88	w/Welded Pointer	<b>635-512</b>

Make/ Model/Engine	Years	Description	Dorman #
<b>CHEVROLET/GMC TRUCK (continued)</b>			
<b>S15 SONOMA</b>			
L4 - 2.5L (151 CID)	1993-91	-	<b>635-506</b>
V6 - 2.8L (173 CID)	1993-91	-	<b>635-507</b>
V6 - 4.3L (262 CID)	2003-95	-	<b>635-502</b>
V6 - 4.3L (262 CID)	1992	Vin Z, w/Welded Pointer	<b>635-512</b>
V6 - 4.3L (262 CID)	1991	w/Welded Pointer	<b>635-512</b>
<b>S15 SYCLONE</b>			
V6 - 4.3L (262 CID)	1991	w/Welded Pointer	<b>635-512</b>
<b>S15 TYPHOON</b>			
V6 - 4.3L (262 CID)	1993-92	w/Welded Pointer	<b>635-512</b>
<b>SAFARI</b>			
L4 - 2.5L (151 CID)	1990-85	-	<b>635-506</b>
V6 - 4.3L (262 CID)	2003-96	-	<b>635-502</b>
V6 - 4.3L (262 CID)	1993-92	Vin Z, w/Welded Pointer	<b>635-512</b>
V6 - 4.3L (262 CID)	1991-87	w/Welded Pointer	<b>635-512</b>
<b>SAVANA</b>			
V6 - 4.3L (262 CID)	2003-96	-	<b>635-502</b>
V8 - 5.0L (305 CID)	2002-96	-	<b>635-505</b>
V8 - 5.7L (350 CID)	2002-96	-	<b>635-505</b>
<b>SIERRA</b>			
V6 - 4.3L (262 CID)	2003-99	-	<b>635-502</b>
<b>SILVERADO</b>			
V6 - 4.3L (262 CID)	2003-99	-	<b>635-502</b>
<b>SPRINT</b>			
V8 - 6.6L (402 CID)	1975-71	-	<b>635-511</b>
V8 - 7.4L (454 CID)	1975-71	-	<b>635-511</b>
<b>SUBURBAN</b>			
V8 - 5.0L (305 CID)	1987-85	-	<b>635-509</b>
V8 - 5.0L (305 CID)	1978-77	-	<b>635-510</b>
V8 - 5.7L (350 CID)	1999-87	-	<b>635-505</b>
V8 - 5.7L (350 CID)	1986-77	Gas Engine	<b>635-510</b>
V8 - 6.0L (366 CID)	1966	-	<b>635-511</b>
V8 - 6.5L (396 CID)	1969-68	-	<b>635-511</b>
V8 - 6.6L (400 CID)	1971-70	w/4 Barrel Carburetor	<b>635-511</b>
V8 - 6.6L (402 CID)	1972-71	-	<b>635-511</b>
V8 - 7.4L (454 CID)	1990-73	-	<b>635-511</b>
<b>TAHOE</b>			
V8 - 5.7L (350 CID)	2000-95	-	<b>635-505</b>
<b>YUKON</b>			
V8 - 5.7L (350 CID)	2000-92	-	<b>635-505</b>
<b>CHRYSLER</b>			
<b>CORDOBA</b>			
V8 - 5.2L (318 CID)	1983-75	-	<b>635-400</b>
V8 - 5.9L (360 CID)	1979-75	-	<b>635-400</b>
<b>FIFTH AVENUE</b>			
V8 - 5.2L (318 CID)	1989-83	-	<b>635-400</b>
<b>IMPERIAL</b>			
V8 - 5.2L (318 CID)	1983-81	-	<b>635-400</b>
<b>LEBARON</b>			
V8 - 5.2L (318 CID)	1981-77	-	<b>635-400</b>
V8 - 5.9L (360 CID)	1979-78	-	<b>635-400</b>
<b>NEW YORKER</b>			
V8 - 5.2L (318 CID)	1982-79	-	<b>635-400</b>
V8 - 5.9L (360 CID)	1980-77	-	<b>635-400</b>
<b>NEWPORT</b>			
V8 - 5.2L (318 CID)	1981-79	-	<b>635-400</b>
V8 - 5.9L (360 CID)	1980-71	-	<b>635-400</b>
<b>TOWN &amp; COUNTRY</b>			
V8 - 5.2L (318 CID)	1981-78	-	<b>635-400</b>
V8 - 5.9L (360 CID)	1979-78	-	<b>635-400</b>
<b>DODGE</b>			
<b>ASPEN</b>			
V8 - 5.2L (318 CID)	1980-76	-	<b>635-400</b>
V8 - 5.9L (360 CID)	1980-76	-	<b>635-400</b>
<b>CHALLENGER</b>			
V8 - 5.2L (318 CID)	1974-70	-	<b>635-400</b>
V8 - 5.6L (340 CID)	1973-70	-	<b>635-400</b>
V8 - 5.9L (360 CID)	1974	-	<b>635-400</b>
<b>CHARGER</b>			
V8 - 5.2L (318 CID)	1978-70	-	<b>635-400</b>
V8 - 5.6L (340 CID)	1973-71	-	<b>635-400</b>
V8 - 5.9L (360 CID)	1978-74	-	<b>635-400</b>
<b>CORONET</b>			
V8 - 5.2L (318 CID)	1976-70	-	<b>635-400</b>
V8 - 5.6L (340 CID)	1973-72	-	<b>635-400</b>
V8 - 5.9L (360 CID)	1976-73	-	<b>635-400</b>
<b>DART</b>			
V8 - 5.2L (318 CID)	1976-70	-	<b>635-400</b>
V8 - 5.6L (340 CID)	1973-70	-	<b>635-400</b>
V8 - 5.9L (360 CID)	1976-74	-	<b>635-400</b>

# Timing Cover Kit Applications

Make/ Model/Engine	Years	Description	Dorman #
<b>DODGE (continued)</b>			
<b>DIPLOMAT</b>			
V8 - 5.2L (318 CID)	1989-77	-	635-400
V8 - 5.9L (360 CID)	1979-78	-	635-400
<b>MAGNUM</b>			
V8 - 5.2L (318 CID)	1979-78	-	635-400
V8 - 5.9L (360 CID)	1979-78	-	635-400
<b>MIRADA</b>			
V8 - 5.2L (318 CID)	1983-80	-	635-400
V8 - 5.9L (360 CID)	1980	-	635-400
<b>MONACO</b>			
V8 - 5.2L (318 CID)	1978-70	-	635-400
V8 - 5.9L (360 CID)	1978-71	-	635-400
<b>POLARA</b>			
V8 - 5.2L (318 CID)	1973-70	-	635-400
V8 - 5.9L (360 CID)	1973-71	-	635-400
<b>ROYAL MONACO</b>			
V8 - 5.2L (318 CID)	1977-75	-	635-400
V8 - 5.9L (360 CID)	1977-75	-	635-400
<b>ST. REGIS</b>			
V8 - 5.2L (318 CID)	1981-79	-	635-400
V8 - 5.9L (360 CID)	1980-79	-	635-400
<b>DODGETRUCK</b>			
<b>A100 VAN</b>			
V8 - 5.2L (318 CID)	1970	-	635-400
<b>B100 VAN</b>			
V8 - 5.2L (318 CID)	1980-71	-	635-400
V8 - 5.9L (360 CID)	1978-71	-	635-400
<b>B150 VAN</b>			
V6 - 3.9L (239 CID)	1991-88	-	635-400
V8 - 5.2L (318 CID)	1991-81	-	635-400
<b>B200 VAN</b>			
V8 - 5.2L (318 CID)	1980-71	-	635-400
V8 - 5.9L (360 CID)	1980-71	-	635-400
<b>B250 VAN</b>			
V6 - 3.9L (239 CID)	1991-88	-	635-400
V8 - 5.2L (318 CID)	1991-81	-	635-400
V8 - 5.9L (360 CID)	1989-81	-	635-400
<b>B300 VAN</b>			
V8 - 5.2L (318 CID)	1980-71	-	635-400
V8 - 5.9L (360 CID)	1980-71	-	635-400
<b>B350 VAN</b>			
V6 - 3.9L (239 CID)	1991-90	-	635-400
V8 - 5.2L (318 CID)	1991-81	-	635-400
V8 - 5.9L (360 CID)	1989-81	-	635-400
<b>CB300</b>			
V8 - 5.2L (318 CID)	1980-74	-	635-400
V8 - 5.9L (360 CID)	1980-74	-	635-400
<b>D100 PICKUP</b>			
V6 - 3.9L (239 CID)	1989-88	-	635-400
V8 - 5.2L (318 CID)	1989-70	-	635-400
V8 - 5.9L (360 CID)	1988-71	-	635-400
<b>D150 PICKUP</b>			
V6 - 3.9L (239 CID)	1991-88	-	635-400
V8 - 5.2L (318 CID)	1991-77	-	635-400
V8 - 5.9L (360 CID)	1989-77	-	635-400
<b>D200 PICKUP</b>			
V8 - 5.2L (318 CID)	1980-70	-	635-400
V8 - 5.9L (360 CID)	1980-71	-	635-400
<b>D250 PICKUP</b>			
V6 - 3.9L (239 CID)	1991-88	-	635-400
V8 - 5.2L (318 CID)	1991-81	-	635-400
V8 - 5.9L (360 CID)	1989-81	-	635-400
<b>D300 PICKUP</b>			
V8 - 5.2L (318 CID)	1980-70	-	635-400
V8 - 5.9L (360 CID)	1980-71	-	635-400
<b>D350 PICKUP</b>			
V8 - 5.2L (318 CID)	1983-81	-	635-400
V8 - 5.9L (360 CID)	1989-81	-	635-400
<b>D400 PICKUP</b>			
V8 - 5.9L (360 CID)	1981-78	-	635-400
<b>D450 PICKUP</b>			
V8 - 5.9L (360 CID)	1981-78	-	635-400
<b>DAKOTA</b>			
V6 - 3.9L (239 CID)	1991-87	-	635-400
V8 - 5.2L (318 CID)	1991-89	-	635-400
<b>M300</b>			
V8 - 5.2L (318 CID)	1974	-	635-400
<b>M350</b>			
V8 - 5.2L (318 CID)	1974	-	635-400

Make/ Model/Engine	Years	Description	Dorman #
<b>DODGETRUCK (continued)</b>			
<b>P200 VAN</b>			
V8 - 5.9L (360 CID)	1972-70	-	635-400
<b>P300 VAN</b>			
V8 - 5.9L (360 CID)	1972-71	-	635-400
<b>RAMCHARGER</b>			
V8 - 5.2L (318 CID)	1991-74	-	635-400
V8 - 5.9L (360 CID)	1989-74	-	635-400
<b>RD200 PICKUP</b>			
V8 - 5.2L (318 CID)	1980-78	-	635-400
V8 - 5.9L (360 CID)	1980-78	-	635-400
<b>W100 PICKUP</b>			
V6 - 3.9L (239 CID)	1989	-	635-400
V8 - 5.2L (318 CID)	1989-70	-	635-400
V8 - 5.9L (360 CID)	1988-72	-	635-400
<b>W150 PICKUP</b>			
V6 - 3.9L (239 CID)	1991-89	-	635-400
V8 - 5.2L (318 CID)	1991-77	-	635-400
V8 - 5.9L (360 CID)	1989-77	-	635-400
<b>W200 PICKUP</b>			
V8 - 5.2L (318 CID)	1980-70	-	635-400
V8 - 5.9L (360 CID)	1980-71	-	635-400
<b>W250 PICKUP</b>			
V8 - 5.2L (318 CID)	1991-81	-	635-400
V8 - 5.9L (360 CID)	1989-81	-	635-400
<b>W300 PICKUP</b>			
V8 - 5.2L (318 CID)	1980-70	-	635-400
V8 - 5.9L (360 CID)	1980-71	-	635-400
<b>W350 PICKUP</b>			
V8 - 5.2L (318 CID)	1983-82	-	635-400
V8 - 5.9L (360 CID)	1989-81	-	635-400
<b>FORD</b>			
<b>COBRA</b>			
V8 - 7.0L (429 CID)	1971-70	-	635-101
<b>COUNTRY SEDAN</b>			
L6 - 3.9L (240 CID)	1970-65	-	635-109
V8 - 4.7L (289 CID)	1967-66	-	635-107
V8 - 5.0L (302 CID)	1972-68	-	635-107
V8 - 5.8L (351 CID)	1974-69	Windsor Engine	635-107
V8 - 7.0L (429 CID)	1973-69	-	635-101
V8 - 7.5L (460 CID)	1974-72	-	635-101
<b>COUNTRY SQUIRE</b>			
L6 - 3.9L (240 CID)	1967-65	-	635-109
V8 - 4.7L (289 CID)	1967-66	-	635-107
V8 - 5.0L (302 CID)	1991-81	-	635-102
V8 - 5.0L (302 CID)	1980	Calif	635-102
V8 - 5.0L (302 CID)	1980	Exc. Calif	635-107
V8 - 5.0L (302 CID)	1979-68	-	635-107
V8 - 5.8L (351 CID)	1986-84	-	635-102
V8 - 5.8L (351 CID)	1983-80	w/EEC	635-102
V8 - 5.8L (351 CID)	1983-80	wo/EEC	635-107
V8 - 5.8L (351 CID)	1979	Windsor Engine, w/EEC	635-102
V8 - 5.8L (351 CID)	1979	Windsor Engine, wo/EEC	635-107
V8 - 5.8L (351 CID)	1974-69	Windsor Engine	635-107
V8 - 7.0L (429 CID)	1973-69	-	635-101
V8 - 7.5L (460 CID)	1978-72	-	635-101
<b>CROWN VICTORIA</b>			
V8 - 5.0L (302 CID)	1991-83	-	635-102
V8 - 5.8L (351 CID)	1991-84	-	635-102
V8 - 5.8L (351 CID)	1983	w/EEC	635-102
V8 - 5.8L (351 CID)	1983	wo/EEC	635-107
<b>CUSTOM</b>			
L6 - 3.9L (240 CID)	1972-68	-	635-109
V8 - 4.7L (289 CID)	1967-66	-	635-107
V8 - 5.0L (302 CID)	1972-68	-	635-107
V8 - 5.8L (351 CID)	1972-69	Windsor Engine	635-107
V8 - 7.0L (429 CID)	1972-69	-	635-101
<b>CUSTOM 500</b>			
L6 - 3.9L (240 CID)	1972-68	-	635-109
V8 - 4.7L (289 CID)	1968	-	635-107
V8 - 5.0L (302 CID)	1972-68	-	635-107
V8 - 5.8L (351 CID)	1977-69	Windsor Engine	635-107
V8 - 7.0L (429 CID)	1973-69	-	635-101
V8 - 7.5L (460 CID)	1976-73	-	635-101
<b>ELITE</b>			
V8 - 5.8L (351 CID)	1976-75	Windsor Engine	635-107
<b>FAIRLANE</b>			
V8 - 4.7L (289 CID)	1968-66	-	635-107
V8 - 5.0L (302 CID)	1970-68	-	635-107
V8 - 5.8L (351 CID)	1970-69	Windsor Engine	635-107

# Timing Cover Kit Applications

Make/ Model/Engine	Years	Description	Dorman #
<b>FORD (continued)</b>			
<b>FAIRLANE (continued)</b>			
V8 - 7.0L (429 CID)	1970	-	<b>635-101</b>
<b>FAIRMONT</b>			
V8 - 4.2L (255 CID)	1982-80	w/EEC	<b>635-102</b>
V8 - 4.2L (255 CID)	1982-80	wo/EEC	<b>635-107</b>
V8 - 5.0L (302 CID)	1979-78	-	<b>635-107</b>
<b>FALCON</b>			
V8 - 4.7L (289 CID)	1968-66	-	<b>635-107</b>
V8 - 5.0L (302 CID)	1974-68	-	<b>635-107</b>
V8 - 7.0L (429 CID)	1970	-	<b>635-101</b>
<b>GALAXIE</b>			
L6 - 3.9L (240 CID)	1967-65	-	<b>635-109</b>
V8 - 4.7L (289 CID)	1967-66	-	<b>635-107</b>
<b>GALAXIE 500</b>			
L6 - 3.9L (240 CID)	1972-68	-	<b>635-109</b>
V8 - 5.0L (302 CID)	1972-68	-	<b>635-107</b>
V8 - 5.8L (351 CID)	1974-69	Windsor Engine	<b>635-107</b>
V8 - 7.0L (429 CID)	1973-69	-	<b>635-101</b>
V8 - 7.5L (460 CID)	1974-73	-	<b>635-101</b>
<b>GRAN TORINO</b>			
V8 - 5.0L (302 CID)	1974-72	-	<b>635-107</b>
V8 - 5.8L (351 CID)	1976-72	Windsor Engine	<b>635-107</b>
V8 - 7.0L (429 CID)	1973-72	-	<b>635-101</b>
V8 - 7.5L (460 CID)	1976-74	-	<b>635-101</b>
<b>GRANADA</b>			
V8 - 4.2L (255 CID)	1981-80	w/EEC	<b>635-102</b>
V8 - 4.2L (255 CID)	1981-80	wo/EEC	<b>635-107</b>
V8 - 5.0L (302 CID)	1980-75	-	<b>635-107</b>
V8 - 5.8L (351 CID)	1977-75	Windsor Engine	<b>635-107</b>
<b>LTD</b>			
V6 - 3.8L (232 CID)	1986-84	Vin 3	<b>635-108</b>
V8 - 4.2L (255 CID)	1982-81	w/EEC	<b>635-102</b>
V8 - 4.2L (255 CID)	1982-81	wo/EEC	<b>635-107</b>
V8 - 4.7L (289 CID)	1968-67	-	<b>635-107</b>
V8 - 5.0L (302 CID)	1985-81	-	<b>635-102</b>
V8 - 5.0L (302 CID)	1980	Calif	<b>635-102</b>
V8 - 5.0L (302 CID)	1980	Exc. Calif	<b>635-107</b>
V8 - 5.0L (302 CID)	1979-68	-	<b>635-107</b>
V8 - 5.8L (351 CID)	1982-80	w/EEC	<b>635-102</b>
V8 - 5.8L (351 CID)	1982-80	wo/EEC	<b>635-107</b>
V8 - 5.8L (351 CID)	1979	Windsor Engine, w/EEC	<b>635-102</b>
V8 - 5.8L (351 CID)	1979	Windsor Engine, w/EEC	<b>635-107</b>
V8 - 5.8L (351 CID)	1978-69	Windsor Engine	<b>635-107</b>
V8 - 7.0L (429 CID)	1973-69	-	<b>635-101</b>
V8 - 7.5L (460 CID)	1978-72	-	<b>635-101</b>
<b>LTD II</b>			
V8 - 5.0L (302 CID)	1979-77	-	<b>635-107</b>
V8 - 5.8L (351 CID)	1979	Windsor Engine, w/EEC	<b>635-102</b>
V8 - 5.8L (351 CID)	1979	Windsor Engine, w/EEC	<b>635-107</b>
V8 - 5.8L (351 CID)	1978-77	Windsor Engine	<b>635-107</b>
<b>MAVERICK</b>			
V8 - 5.0L (302 CID)	1977-71	-	<b>635-107</b>
<b>MUSTANG</b>			
V6 - 3.8L (232 CID)	2002-96	-	<b>635-105</b>
V6 - 3.8L (232 CID)	1986-84	Vin 3	<b>635-108</b>
V8 - 4.2L (255 CID)	1982-80	w/EEC	<b>635-102</b>
V8 - 4.2L (255 CID)	1982-80	wo/EEC	<b>635-107</b>
V8 - 4.7L (289 CID)	1968-66	-	<b>635-107</b>
V8 - 5.0L (302 CID)	1993-82	-	<b>635-102</b>
V8 - 5.0L (302 CID)	1979-68	-	<b>635-107</b>
V8 - 5.8L (351 CID)	1973-69	Windsor Engine	<b>635-107</b>
V8 - 7.0L (429 CID)	1971-70	-	<b>635-101</b>
<b>MUSTANG II</b>			
V8 - 5.0L (302 CID)	1978-75	-	<b>635-107</b>
<b>RANCH WAGON</b>			
L6 - 3.9L (240 CID)	1969-65	-	<b>635-109</b>
V8 - 4.7L (289 CID)	1968-66	-	<b>635-107</b>
V8 - 5.0L (302 CID)	1972-68	-	<b>635-107</b>
V8 - 5.8L (351 CID)	1974-69	Windsor Engine	<b>635-107</b>
V8 - 7.0L (429 CID)	1973-69	-	<b>635-101</b>
V8 - 7.5L (460 CID)	1976-73	-	<b>635-101</b>
<b>RANCHERO</b>			
V8 - 4.7L (289 CID)	1967-66	-	<b>635-107</b>
V8 - 5.0L (302 CID)	1979-68	-	<b>635-107</b>
V8 - 5.8L (351 CID)	1979	Windsor Engine, w/EEC	<b>635-102</b>
V8 - 5.8L (351 CID)	1979	Windsor Engine, w/EEC	<b>635-107</b>
V8 - 5.8L (351 CID)	1978-69	Windsor Engine	<b>635-107</b>

Make/ Model/Engine	Years	Description	Dorman #
<b>FORD (continued)</b>			
<b>RANCHERO (continued)</b>			
V8 - 7.0L (429 CID)	1973-70	-	<b>635-101</b>
V8 - 7.5L (460 CID)	1977-74	-	<b>635-101</b>
<b>THUNDERBIRD</b>			
V6 - 3.8L (232 CID)	1997-96	-	<b>635-105</b>
V6 - 3.8L (232 CID)	1986-84	Vin 3	<b>635-108</b>
V8 - 4.2L (255 CID)	1982-80	w/EEC	<b>635-102</b>
V8 - 4.2L (255 CID)	1982-80	wo/EEC	<b>635-107</b>
V8 - 5.0L (302 CID)	1988-81	-	<b>635-102</b>
V8 - 5.0L (302 CID)	1980	Calif	<b>635-102</b>
V8 - 5.0L (302 CID)	1980	Exc. Calif	<b>635-107</b>
V8 - 5.0L (302 CID)	1979-77	-	<b>635-107</b>
V8 - 5.8L (351 CID)	1979	Windsor Engine, w/EEC	<b>635-102</b>
V8 - 5.8L (351 CID)	1979	Windsor Engine, w/EEC	<b>635-107</b>
V8 - 5.8L (351 CID)	1978-77	Windsor Engine	<b>635-107</b>
V8 - 7.0L (429 CID)	1973-68	-	<b>635-101</b>
V8 - 7.5L (460 CID)	1976-72	-	<b>635-101</b>
<b>TORINO</b>			
V8 - 4.7L (289 CID)	1968	-	<b>635-107</b>
V8 - 5.0L (302 CID)	1974-68	-	<b>635-107</b>
V8 - 5.8L (351 CID)	1976-69	Windsor Engine	<b>635-107</b>
V8 - 7.0L (429 CID)	1973-70	-	<b>635-101</b>
V8 - 7.5L (460 CID)	1976-73	-	<b>635-101</b>
<b>FORD TRUCK</b>			
<b>BRONCO</b>			
L6 - 3.9L (240 CID)	1967-66	-	<b>635-109</b>
L6 - 4.9L (300 CID)	1993-80	-	<b>635-109</b>
V8 - 4.7L (289 CID)	1968-66	-	<b>635-107</b>
V8 - 5.0L (302 CID)	1996-87	-	<b>635-100</b>
V8 - 5.0L (302 CID)	1986-85	w/EFI	<b>635-102</b>
V8 - 5.0L (302 CID)	1984-80	w/EEC	<b>635-102</b>
V8 - 5.0L (302 CID)	1984-80	wo/EEC	<b>635-107</b>
V8 - 5.0L (302 CID)	1977-68	-	<b>635-107</b>
V8 - 5.8L (351 CID)	1996-88	-	<b>635-100</b>
V8 - 5.8L (351 CID)	1987-83	-	<b>635-102</b>
V8 - 5.8L (351 CID)	1982-81	Windsor Engine	<b>635-102</b>
V8 - 5.8L (351 CID)	1980-78	Windsor Engine	<b>635-102</b>
<b>CLUB WAGON</b>			
L6 - 3.9L (240 CID)	1967	-	<b>635-109</b>
<b>ESUPER DUTY</b>			
L6 - 4.9L (300 CID)	1996	-	<b>635-109</b>
V8 - 5.8L (351 CID)	1996	-	<b>635-100</b>
<b>E-100 ECONOLINE</b>			
L6 - 3.9L (240 CID)	1974-67	-	<b>635-109</b>
L6 - 4.9L (300 CID)	1983-72	-	<b>635-109</b>
V8 - 5.0L (302 CID)	1983-80	w/EEC	<b>635-102</b>
V8 - 5.0L (302 CID)	1983-80	wo/EEC	<b>635-107</b>
V8 - 5.0L (302 CID)	1975-68	-	<b>635-107</b>
V8 - 5.8L (351 CID)	1983	-	<b>635-102</b>
V8 - 5.8L (351 CID)	1982-81	Windsor Engine	<b>635-102</b>
V8 - 5.8L (351 CID)	1980-75	Windsor Engine	<b>635-107</b>
V8 - 7.5L (460 CID)	1978	-	<b>635-101</b>
<b>E-150 ECONOLINE</b>			
L6 - 4.9L (300 CID)	1996-75	-	<b>635-109</b>
V6 - 4.2L (256 CID)	2003-97	-	<b>635-105</b>
V8 - 5.0L (302 CID)	1996-87	-	<b>635-100</b>
V8 - 5.0L (302 CID)	1986	w/EFI	<b>635-102</b>
V8 - 5.0L (302 CID)	1985	wo/EFI	<b>635-102</b>
V8 - 5.0L (302 CID)	1984-80	w/EEC	<b>635-102</b>
V8 - 5.0L (302 CID)	1984-80	wo/EEC	<b>635-107</b>
V8 - 5.0L (302 CID)	1975	-	<b>635-107</b>
V8 - 5.8L (351 CID)	1996-88	-	<b>635-100</b>
V8 - 5.8L (351 CID)	1987-83	-	<b>635-102</b>
V8 - 5.8L (351 CID)	1982-81	Windsor Engine	<b>635-102</b>
V8 - 5.8L (351 CID)	1980-75	Windsor Engine	<b>635-107</b>
V8 - 7.5L (460 CID)	1980-76	-	<b>635-101</b>
<b>E-200 ECONOLINE</b>			
L6 - 3.9L (240 CID)	1974-67	-	<b>635-109</b>
L6 - 4.9L (300 CID)	1974-72	-	<b>635-109</b>
V8 - 5.0L (302 CID)	1974-68	-	<b>635-107</b>
<b>E-250 ECONOLINE</b>			
L6 - 4.9L (300 CID)	1996-75	-	<b>635-109</b>
V6 - 4.2L (256 CID)	2003-97	-	<b>635-105</b>
V8 - 5.0L (302 CID)	1993-87	-	<b>635-100</b>
V8 - 5.0L (302 CID)	1986	w/EFI	<b>635-102</b>
V8 - 5.0L (302 CID)	1985	wo/EFI	<b>635-102</b>
V8 - 5.0L (302 CID)	1984-80	w/EEC	<b>635-102</b>
V8 - 5.0L (302 CID)	1984-80	wo/EEC	<b>635-107</b>
V8 - 5.0L (302 CID)	1975	-	<b>635-107</b>

# Timing Cover Kit Applications

Make/ Model/Engine	Years	Description	Dorman #
<b>FORD TRUCK (continued)</b>			
<b>E-250 ECONOLINE (continued)</b>			
V8 - 5.8L (351 CID)	1996-88	-	<b>635-100</b>
V8 - 5.8L (351 CID)	1987-83	-	<b>635-102</b>
V8 - 5.8L (351 CID)	1982-81	Windsor Engine	<b>635-102</b>
V8 - 5.8L (351 CID)	1980-75	Windsor Engine	<b>635-107</b>
V8 - 7.5L (460 CID)	1996-75	-	<b>635-101</b>
<b>E-300 ECONOLINE</b>			
L6 - 3.9L (240 CID)	1974-67	-	<b>635-109</b>
L6 - 4.9L (300 CID)	1974-72	-	<b>635-109</b>
V8 - 5.0L (302 CID)	1974-68	-	<b>635-107</b>
<b>E-350 ECONOLINE</b>			
L6 - 4.9L (300 CID)	1996-75	-	<b>635-109</b>
V8 - 5.0L (302 CID)	1982-80	w/EEC	<b>635-102</b>
V8 - 5.0L (302 CID)	1982-80	wo/EEC	<b>635-107</b>
V8 - 5.0L (302 CID)	1975	-	<b>635-107</b>
V8 - 5.8L (351 CID)	1996-88	-	<b>635-100</b>
V8 - 5.8L (351 CID)	1987-83	-	<b>635-102</b>
V8 - 5.8L (351 CID)	1982-81	Windsor Engine	<b>635-102</b>
V8 - 5.8L (351 CID)	1980-75	Windsor Engine	<b>635-107</b>
V8 - 7.5L (460 CID)	1996-75	-	<b>635-101</b>
<b>EXPLORER</b>			
V8 - 5.0L (302 CID)	2001-96	-	<b>635-106</b>
<b>F-100 PICKUP</b>			
L6 - 3.9L (240 CID)	1975-65	-	<b>635-109</b>
L6 - 4.9L (300 CID)	1983-65	-	<b>635-109</b>
V8 - 4.2L (255 CID)	1982-81	-	<b>635-102</b>
V8 - 5.0L (302 CID)	1983-80	w/EEC	<b>635-102</b>
V8 - 5.0L (302 CID)	1983-80	wo/EEC	<b>635-107</b>
V8 - 5.0L (302 CID)	1979-69	-	<b>635-107</b>
V8 - 5.8L (351 CID)	1981	Windsor Engine	<b>635-102</b>
V8 - 5.8L (351 CID)	1979-77	Windsor Engine	<b>635-107</b>
V8 - 7.5L (460 CID)	1979-73	-	<b>635-101</b>
<b>F-150 PICKUP</b>			
L6 - 3.9L (240 CID)	1976-75	-	<b>635-109</b>
L6 - 4.9L (300 CID)	1996-75	-	<b>635-109</b>
V6 - 4.2L (256 CID)	2003-97	-	<b>635-105</b>
V8 - 5.0L (302 CID)	1996-87	-	<b>635-100</b>
V8 - 5.0L (302 CID)	1986	w/EFI	<b>635-102</b>
V8 - 5.0L (302 CID)	1985	-	<b>635-102</b>
V8 - 5.0L (302 CID)	1984-80	w/EEC	<b>635-102</b>
V8 - 5.0L (302 CID)	1984-80	wo/EEC	<b>635-107</b>
V8 - 5.0L (302 CID)	1979-75	-	<b>635-107</b>
V8 - 5.8L (351 CID)	1996-88	-	<b>635-100</b>
V8 - 5.8L (351 CID)	1987-83	-	<b>635-102</b>
V8 - 5.8L (351 CID)	1982-81	Windsor Engine	<b>635-102</b>
V8 - 5.8L (351 CID)	1980-77	Windsor Engine	<b>635-107</b>
V8 - 7.5L (460 CID)	1979-75	-	<b>635-101</b>
<b>F-250 PICKUP</b>			
L6 - 3.9L (240 CID)	1974-65	-	<b>635-109</b>
L6 - 4.9L (300 CID)	1996-65	-	<b>635-109</b>
V6 - 4.2L (256 CID)	1998-97	-	<b>635-105</b>
V8 - 5.0L (302 CID)	1996-87	-	<b>635-100</b>
V8 - 5.0L (302 CID)	1986	w/EFI	<b>635-102</b>
V8 - 5.0L (302 CID)	1985	-	<b>635-102</b>
V8 - 5.0L (302 CID)	1984-80	w/EEC	<b>635-102</b>
V8 - 5.0L (302 CID)	1984-80	wo/EEC	<b>635-107</b>
V8 - 5.0L (302 CID)	1979-72	-	<b>635-107</b>
V8 - 5.8L (351 CID)	1997-88	-	<b>635-100</b>
V8 - 5.8L (351 CID)	1987-83	-	<b>635-102</b>
V8 - 5.8L (351 CID)	1982-81	Windsor Engine	<b>635-102</b>
V8 - 5.8L (351 CID)	1980-77	Windsor Engine	<b>635-107</b>
V8 - 7.5L (460 CID)	1996-73	-	<b>635-101</b>
<b>F-350 PICKUP</b>			
L6 - 3.9L (240 CID)	1974-65	-	<b>635-109</b>
L6 - 4.9L (300 CID)	1996-65	-	<b>635-109</b>
V8 - 5.0L (302 CID)	1980	w/EEC	<b>635-102</b>
V8 - 5.0L (302 CID)	1980	wo/EEC	<b>635-107</b>
V8 - 5.0L (302 CID)	1979-72	-	<b>635-107</b>
V8 - 5.8L (351 CID)	1997-88	-	<b>635-100</b>
V8 - 5.8L (351 CID)	1987-83	-	<b>635-102</b>
V8 - 5.8L (351 CID)	1982-81	Windsor Engine	<b>635-102</b>
V8 - 5.8L (351 CID)	1980-77	Windsor Engine	<b>635-107</b>
V8 - 7.5L (460 CID)	1996-73	-	<b>635-101</b>
<b>F-450 SUPER DUTY PICKUP</b>			
V8 - 7.5L (460 CID)	1996-88	-	<b>635-101</b>
<b>F53 STRIPPED CHASSIS</b>			
V8 - 7.5L (460 CID)	1996-89	-	<b>635-101</b>
<b>P-350</b>			
L6 - 3.9L (240 CID)	1972-68	-	<b>635-109</b>
L6 - 4.9L (300 CID)	1976-68	-	<b>635-109</b>

Make/ Model/Engine	Years	Description	Dorman #
<b>FORD TRUCK (continued)</b>			
<b>P-350 (continued)</b>			
V8 - 5.0L (302 CID)	1976-72	-	<b>635-107</b>
<b>P-400</b>			
L6 - 4.9L (300 CID)	1976-75	-	<b>635-109</b>
V8 - 5.0L (302 CID)	1976-75	-	<b>635-107</b>
<b>P-500</b>			
L6 - 4.9L (300 CID)	1977-75	-	<b>635-109</b>
V8 - 5.0L (302 CID)	1977-75	-	<b>635-107</b>
<b>WINDSTAR</b>			
V6 - 3.8L (232 CID)	2003-96	-	<b>635-105</b>
<b>LINCOLN</b>			
<b>CONTINENTAL</b>			
V8 - 5.0L (302 CID)	1987-80	-	<b>635-102</b>
V8 - 5.8L (351 CID)	1980	-	<b>635-102</b>
V8 - 7.0L (429 CID)	1968	-	<b>635-101</b>
V8 - 7.5L (460 CID)	1978-68	-	<b>635-101</b>
<b>MARK SERIES</b>			
V8 - 7.5L (460 CID)	1978-68	-	<b>635-101</b>
<b>MARK VI</b>			
V8 - 5.0L (302 CID)	1983-80	-	<b>635-102</b>
V8 - 5.8L (351 CID)	1980	-	<b>635-102</b>
<b>MARK VII</b>			
V8 - 5.0L (302 CID)	1992-84	-	<b>635-102</b>
<b>TOWN CAR</b>			
V8 - 5.0L (302 CID)	1990-82	-	<b>635-102</b>
<b>VERSAILLES</b>			
V8 - 5.0L (302 CID)	1980	-	<b>635-102</b>
V8 - 5.0L (302 CID)	1979-77	-	<b>635-107</b>
V8 - 5.8L (351 CID)	1977	Windsor Engine	<b>635-107</b>
<b>MERCURY</b>			
<b>CALIENTE</b>			
V8 - 4.7L (289 CID)	1967	-	<b>635-107</b>
<b>CAPRI</b>			
V6 - 3.8L (232 CID)	1986-84	Vin 3	<b>635-108</b>
V8 - 4.2L (255 CID)	1982-80	w/EEC	<b>635-102</b>
V8 - 4.2L (255 CID)	1982-80	wo/EEC	<b>635-107</b>
V8 - 5.0L (302 CID)	1986-82	-	<b>635-102</b>
V8 - 5.0L (302 CID)	1979	-	<b>635-107</b>
<b>COLONY PARK</b>			
V8 - 5.0L (302 CID)	1991-81	-	<b>635-102</b>
V8 - 5.0L (302 CID)	1980	Calif	<b>635-102</b>
V8 - 5.0L (302 CID)	1980	Exc. Calif	<b>635-107</b>
V8 - 5.0L (302 CID)	1979	-	<b>635-107</b>
V8 - 5.8L (351 CID)	1981-80	w/EEC	<b>635-102</b>
V8 - 5.8L (351 CID)	1981-80	wo/EEC	<b>635-107</b>
V8 - 5.8L (351 CID)	1979	Windsor Engine, w/EEC	<b>635-102</b>
V8 - 5.8L (351 CID)	1979	Windsor Engine, wo/EEC	<b>635-107</b>
V8 - 5.8L (351 CID)	1973-71	Windsor Engine	<b>635-107</b>
V8 - 7.0L (429 CID)	1973-69	-	<b>635-101</b>
V8 - 7.5L (460 CID)	1976-72	-	<b>635-101</b>
<b>COMET</b>			
V8 - 4.7L (289 CID)	1967-66	-	<b>635-107</b>
V8 - 5.0L (302 CID)	1977-68	-	<b>635-107</b>
V8 - 5.8L (351 CID)	1969	Windsor Engine	<b>635-107</b>
<b>COMMUTER</b>			
V8 - 4.7L (289 CID)	1967	-	<b>635-107</b>
<b>COUGAR</b>			
V6 - 3.8L (232 CID)	1986-84	Vin 3	<b>635-108</b>
V8 - 4.2L (255 CID)	1982-80	w/EEC	<b>635-102</b>
V8 - 4.2L (255 CID)	1982-80	wo/EEC	<b>635-107</b>
V8 - 4.7L (289 CID)	1968-67	-	<b>635-107</b>
V8 - 5.0L (302 CID)	1988-81	-	<b>635-102</b>
V8 - 5.0L (302 CID)	1980	Calif	<b>635-102</b>
V8 - 5.0L (302 CID)	1980	Exc. Calif	<b>635-107</b>
V8 - 5.0L (302 CID)	1979-68	-	<b>635-107</b>
V8 - 5.8L (351 CID)	1979	Windsor Engine, w/EEC	<b>635-102</b>
V8 - 5.8L (351 CID)	1979	Windsor Engine, wo/EEC	<b>635-107</b>
V8 - 5.8L (351 CID)	1978-69	Windsor Engine	<b>635-107</b>
V8 - 5.8L (351 CID)	1971-70	-	<b>635-101</b>
V8 - 7.5L (460 CID)	1976-73	-	<b>635-101</b>
<b>CYCLONE</b>			
V8 - 4.7L (289 CID)	1967-66	-	<b>635-107</b>
V8 - 5.0L (302 CID)	1970-68	-	<b>635-107</b>
V8 - 5.8L (351 CID)	1971-69	Windsor Engine	<b>635-107</b>
V8 - 7.0L (429 CID)	1971-70	-	<b>635-101</b>
<b>GRAND MARQUIS</b>			
V8 - 4.2L (255 CID)	1982-81	w/EEC	<b>635-102</b>
V8 - 4.2L (255 CID)	1982-81	wo/EEC	<b>635-107</b>
V8 - 5.0L (302 CID)	1991-81	-	<b>635-102</b>
V8 - 5.0L (302 CID)	1980	Calif	<b>635-102</b>

**Timing Cover Kits**

**Fuel Sending Units**  
pg. 155-176

**Fuel Tanks**  
pg. 177-228

**Harmonic Balancers**  
pg. 229-254

**Heater Hose Assemblies**  
pg. 255-256

**Hydraulic Clutch Lines**  
pg. 257-260

**Includes All Gaskets and Seals as Required**

**Timing Cover Kits**  
**481**

# Timing Cover Kit Applications

Make/ Model/Engine	Years	Description	Dorman #
<b>MERCURY (continued)</b>			
<b>GRAND MARQUIS (continued)</b>			
V8 - 5.0L (302 CID)	1980	Exc. Calif	<b>635-107</b>
V8 - 5.0L (302 CID)	1979	-	<b>635-107</b>
V8 - 5.8L (351 CID)	1981-80	w/EEC	<b>635-102</b>
V8 - 5.8L (351 CID)	1981-80	wo/EEC	<b>635-107</b>
V8 - 5.8L (351 CID)	1979	Windsor Engine, w/EEC	<b>635-102</b>
V8 - 5.8L (351 CID)	1979	Windsor Engine, wo/EEC	<b>635-107</b>
V8 - 5.8L (351 CID)	1978	Windsor Engine	<b>635-107</b>
V8 - 7.5L (460 CID)	1978-75	-	<b>635-101</b>
<b>MARAUDER</b>			
V8 - 7.0L (429 CID)	1970-69	-	<b>635-101</b>
<b>MARQUIS</b>			
V6 - 3.8L (232 CID)	1986-84	Vin 3	<b>635-108</b>
V8 - 4.2L (255 CID)	1982-81	w/EEC	<b>635-102</b>
V8 - 4.2L (255 CID)	1982-81	wo/EEC	<b>635-107</b>
V8 - 5.0L (302 CID)	1985-81	-	<b>635-102</b>
V8 - 5.0L (302 CID)	1980	Calif	<b>635-102</b>
V8 - 5.0L (302 CID)	1980	Exc. Calif	<b>635-107</b>
V8 - 5.0L (302 CID)	1979	-	<b>635-107</b>
V8 - 5.8L (351 CID)	1982-80	w/EEC	<b>635-102</b>
V8 - 5.8L (351 CID)	1982-80	wo/EEC	<b>635-107</b>
V8 - 5.8L (351 CID)	1979	Windsor Engine, w/EEC	<b>635-102</b>
V8 - 5.8L (351 CID)	1979	Windsor Engine, wo/EEC	<b>635-107</b>
V8 - 5.8L (351 CID)	1978-71	Windsor Engine	<b>635-107</b>
V8 - 7.0L (429 CID)	1973-69	-	<b>635-101</b>
V8 - 7.5L (460 CID)	1978-72	-	<b>635-101</b>
<b>MONARCH</b>			
V8 - 4.2L (255 CID)	1980	w/EEC	<b>635-102</b>
V8 - 4.2L (255 CID)	1980	wo/EEC	<b>635-107</b>
V8 - 5.0L (302 CID)	1980-75	-	<b>635-107</b>
V8 - 5.8L (351 CID)	1977-75	Windsor Engine	<b>635-107</b>
<b>MONTEGO</b>			
V8 - 5.0L (302 CID)	1974-68	-	<b>635-107</b>
V8 - 5.8L (351 CID)	1976-69	Windsor Engine	<b>635-107</b>
V8 - 7.0L (429 CID)	1973-70	-	<b>635-101</b>
V8 - 7.5L (460 CID)	1976-73	-	<b>635-101</b>
<b>MONTEREY</b>			
V8 - 5.8L (351 CID)	1973-71	Windsor Engine	<b>635-107</b>
V8 - 7.0L (429 CID)	1973-69	-	<b>635-101</b>
V8 - 7.5L (460 CID)	1974-72	-	<b>635-101</b>
<b>MOUNTAINEER</b>			
V8 - 5.0L (302 CID)	2001-97	-	<b>635-106</b>
<b>VILLAGER</b>			
V8 - 4.7L (289 CID)	1967-66	-	<b>635-107</b>
<b>VOYAGER</b>			
V8 - 4.7L (289 CID)	1967-66	-	<b>635-107</b>
<b>ZEPHYR</b>			
V8 - 4.2L (255 CID)	1982-80	w/EEC	<b>635-102</b>
V8 - 4.2L (255 CID)	1982-80	wo/EEC	<b>635-107</b>
V8 - 5.0L (302 CID)	1979-78	-	<b>635-107</b>
<b>NISSAN</b>			
<b>200SX</b>			
L4 - 1.6L (1597 cc)	1998-95	Vin GA16DE	<b>635-203</b>
<b>ALTIMA</b>			
L4 - 2.4L (2389 cc)	2001-93	-	<b>635-206</b>
<b>AXXESS</b>			
L4 - 2.4L (2389 cc)	1990	Vin KA24E	<b>635-204</b>
<b>NX</b>			
L4 - 1.6L (1597 cc)	1993-91	-	<b>635-202</b>
<b>SENTRA</b>			
L4 - 1.6L (1597 cc)	1999-95	Vin GA16DE	<b>635-203</b>
L4 - 1.6L (1597 cc)	1994-91	-	<b>635-202</b>
L4 - 1.6L (1597 cc)	1990-89	-	<b>635-201</b>
<b>STANZA</b>			
L4 - 2.4L (2389 cc)	1992-90	Vin KA24E	<b>635-204</b>
<b>NISSAN TRUCK</b>			
<b>D21 PICKUP</b>			
L4 - 2.4L (2389 cc)	1996-90	Vin KA24E	<b>635-205</b>
<b>OLDSMOBILE</b>			
<b>88</b>			
V6 - 3.8L (231 CID)	1992	-	<b>635-514</b>
<b>98</b>			
V6 - 3.0L (181 CID)	1985	20 Bolt Oil Pan	<b>635-503</b>
V6 - 3.8L (231 CID)	1992-91	-	<b>635-514</b>
V6 - 3.8L (231 CID)	1987-86	-	<b>635-503</b>
V6 - 3.8L (231 CID)	1985	20 Bolt Oil Pan	<b>635-503</b>
V6 - 4.1L (252 CID)	1983-81	14 Bolt Oil Pan	<b>635-504</b>
<b>BRAVADA</b>			
V6 - 4.3L (262 CID)	1992	Vin Z, w/Welded Pointer	<b>635-512</b>

Make/ Model/Engine	Years	Description	Dorman #
<b>OLDSMOBILE (continued)</b>			
<b>BRAVADA (continued)</b>			
V6 - 4.3L (262 CID)	1991	w/Welded Pointer	<b>635-512</b>
<b>CUSTOM CRUISER</b>			
V8 - 5.0L (305 CID)	1992-91	-	<b>635-509</b>
V8 - 5.7L (350 CID)	1992	-	<b>635-509</b>
<b>CUTLASS</b>			
V6 - 3.8L (231 CID)	1987-85	-	<b>635-503</b>
V6 - 3.8L (231 CID)	1981-79	14 Bolt Oil Pan	<b>635-504</b>
V6 - 3.8L (231 CID)	1981-79	20 Bolt Oil Pan	<b>635-503</b>
V6 - 3.8L (231 CID)	1978-77	-	<b>635-504</b>
<b>CUTLASS CALAIS</b>			
L4 - 2.5L (151 CID)	1991-87	-	<b>635-501</b>
V6 - 3.0L (181 CID)	1988-86	-	<b>635-503</b>
V6 - 3.0L (181 CID)	1985	2 Water Bypass Nipples	<b>635-503</b>
V6 - 3.8L (231 CID)	1984-79	14 Bolt Oil Pan	<b>635-504</b>
V6 - 3.8L (231 CID)	1984-79	20 Bolt Oil Pan	<b>635-503</b>
V6 - 3.8L (231 CID)	1978	-	<b>635-504</b>
<b>CUTLASS CIERA</b>			
L4 - 2.5L (151 CID)	1990-82	-	<b>635-506</b>
V6 - 3.0L (181 CID)	1985	20 Bolt Oil Pan	<b>635-503</b>
V6 - 3.8L (231 CID)	1988-86	-	<b>635-503</b>
V6 - 3.8L (231 CID)	1985	20 Bolt Oil Pan	<b>635-503</b>
<b>CUTLASS CRUISER</b>			
V6 - 3.8L (231 CID)	1983-79	14 Bolt Oil Pan	<b>635-504</b>
V6 - 3.8L (231 CID)	1983-79	20 Bolt Oil Pan	<b>635-503</b>
V6 - 3.8L (231 CID)	1978	-	<b>635-504</b>
V8 - 5.0L (305 CID)	1982	-	<b>635-509</b>
<b>CUTLASS SUPREME</b>			
V6 - 3.8L (231 CID)	1987-85	-	<b>635-503</b>
V6 - 3.8L (231 CID)	1984-79	14 Bolt Oil Pan	<b>635-504</b>
V6 - 3.8L (231 CID)	1984-79	20 Bolt Oil Pan	<b>635-503</b>
V6 - 3.8L (231 CID)	1978-77	-	<b>635-504</b>
<b>DELTA 88</b>			
V6 - 3.0L (181 CID)	1986	-	<b>635-503</b>
V6 - 3.8L (231 CID)	1991	-	<b>635-514</b>
V6 - 3.8L (231 CID)	1988-86	Vin 3	<b>635-503</b>
V6 - 3.8L (231 CID)	1985	-	<b>635-503</b>
V6 - 3.8L (231 CID)	1984-79	14 Bolt Oil Pan	<b>635-504</b>
V6 - 3.8L (231 CID)	1984-79	20 Bolt Oil Pan	<b>635-503</b>
V6 - 3.8L (231 CID)	1978-77	-	<b>635-504</b>
<b>OMEGA</b>			
L4 - 2.5L (151 CID)	1984-82	-	<b>635-506</b>
V6 - 3.8L (231 CID)	1979	14 Bolt Oil Pan	<b>635-504</b>
V6 - 3.8L (231 CID)	1978-77	-	<b>635-504</b>
V8 - 5.7L (350 CID)	1976	-	<b>635-504</b>
<b>SILHOUETTE</b>			
V6 - 3.8L (231 CID)	1992	-	<b>635-514</b>
<b>STARFIRE</b>			
V6 - 3.8L (231 CID)	1980-79	14 Bolt Oil Pan	<b>635-504</b>
V6 - 3.8L (231 CID)	1980-79	20 Bolt Oil Pan	<b>635-503</b>
V6 - 3.8L (231 CID)	1978-76	-	<b>635-504</b>
<b>TORONADO</b>			
V6 - 3.8L (231 CID)	1992-91	-	<b>635-514</b>
V6 - 3.8L (231 CID)	1987-86	-	<b>635-503</b>
V6 - 4.1L (252 CID)	1981	14 Bolt Oil Pan	<b>635-504</b>
<b>PLYMOUTH</b>			
<b>BARRACUDA</b>			
V8 - 5.2L (318 CID)	1974-70	-	<b>635-400</b>
V8 - 5.6L (340 CID)	1973-72	-	<b>635-400</b>
V8 - 5.9L (360 CID)	1974	-	<b>635-400</b>
<b>BELVEDERE</b>			
V8 - 5.2L (318 CID)	1970	-	<b>635-400</b>
<b>CUDA</b>			
V8 - 5.2L (318 CID)	1974-72	-	<b>635-400</b>
V8 - 5.6L (340 CID)	1973-70	-	<b>635-400</b>
V8 - 5.9L (360 CID)	1974	-	<b>635-400</b>
<b>DUSTER</b>			
V8 - 5.2L (318 CID)	1976-70	-	<b>635-400</b>
V8 - 5.6L (340 CID)	1973-70	-	<b>635-400</b>
V8 - 5.9L (360 CID)	1976-74	-	<b>635-400</b>
<b>FURY</b>			
V8 - 5.2L (318 CID)	1978-70	-	<b>635-400</b>
V8 - 5.9L (360 CID)	1978-71	-	<b>635-400</b>
<b>FURY I</b>			
V8 - 5.2L (318 CID)	1973-70	-	<b>635-400</b>
V8 - 5.9L (360 CID)	1974-71	-	<b>635-400</b>
<b>FURY II</b>			
V8 - 5.2L (318 CID)	1973-70	-	<b>635-400</b>
V8 - 5.9L (360 CID)	1974-71	-	<b>635-400</b>

# Timing Cover Kit Applications

Make/ Model/Engine	Years	Description	Dorman #
<b>PLYMOUTH (continued)</b>			
<b>FURY III</b>			
V8 - 5.2L (318 CID)	1973-70	-	635-400
V8 - 5.9L (360 CID)	1974-71	-	635-400
<b>GRAN FURY</b>			
V8 - 5.2L (318 CID)	1989-72	-	635-400
V8 - 5.9L (360 CID)	1980-72	-	635-400
<b>ROADRUNNER</b>			
V8 - 5.2L (318 CID)	1975-72	-	635-400
V8 - 5.6L (340 CID)	1973-71	-	635-400
V8 - 5.9L (360 CID)	1975-74	-	635-400
<b>SATELLITE</b>			
V8 - 5.2L (318 CID)	1974-70	-	635-400
V8 - 5.6L (340 CID)	1972	-	635-400
V8 - 5.9L (360 CID)	1974	-	635-400
<b>SCAMP</b>			
V8 - 5.2L (318 CID)	1976-71	-	635-400
<b>VALIANT</b>			
V8 - 5.2L (318 CID)	1976-70	-	635-400
V8 - 5.9L (360 CID)	1976	-	635-400
<b>VOLARE</b>			
V8 - 5.2L (318 CID)	1980-76	-	635-400
V8 - 5.9L (360 CID)	1980-76	-	635-400
<b>PLYMOUTH TRUCK</b>			
<b>PB100 VAN</b>			
V8 - 5.2L (318 CID)	1980-74	-	635-400
V8 - 5.9L (360 CID)	1978-74	-	635-400
<b>PB150 VAN</b>			
V8 - 5.2L (318 CID)	1983-81	-	635-400
<b>PB200 VAN</b>			
V8 - 5.2L (318 CID)	1980-74	-	635-400
V8 - 5.9L (360 CID)	1980-74	-	635-400
<b>PB250 VAN</b>			
V8 - 5.2L (318 CID)	1983-81	-	635-400
V8 - 5.9L (360 CID)	1981	-	635-400
<b>PB300 VAN</b>			
V8 - 5.2L (318 CID)	1980-74	-	635-400
V8 - 5.9L (360 CID)	1980-74	-	635-400
<b>PB350 VAN</b>			
V8 - 5.2L (318 CID)	1983-81	-	635-400
V8 - 5.9L (360 CID)	1983-81	-	635-400
<b>TRAILDUSTER</b>			
V8 - 5.2L (318 CID)	1981-74	-	635-400
V8 - 5.9L (360 CID)	1981-74	-	635-400
<b>PONTIAC</b>			
<b>6000</b>			
L4 - 2.5L (151 CID)	1990-82	-	635-506
<b>BONNEVILLE</b>			
V6 - 3.8L (231 CID)	1992-91	-	635-514
V6 - 3.8L (231 CID)	1988-87	Vin 3	635-503
V6 - 3.8L (231 CID)	1986-85	-	635-503
V6 - 3.8L (231 CID)	1984-80	14 Bolt Oil Pan	635-504
V6 - 3.8L (231 CID)	1984-80	20 Bolt Oil Pan	635-503
V6 - 4.1L (252 CID)	1982	14 Bolt Oil Pan	635-504
V8 - 5.0L (305 CID)	1986-83	-	635-509
V8 - 5.7L (350 CID)	1980-78	14 Bolt Oil Pan, Vin X	635-504
<b>CATALINA</b>			
V6 - 3.8L (231 CID)	1981-79	14 Bolt Oil Pan	635-504
V6 - 3.8L (231 CID)	1981-79	20 Bolt Oil Pan	635-503
V6 - 3.8L (231 CID)	1978-77	-	635-504
V8 - 5.7L (350 CID)	1980-78	14 Bolt Oil Pan, Vin X	635-504
<b>FIERO</b>			
L4 - 2.5L (151 CID)	1988-84	-	635-506

Make/ Model/Engine	Years	Description	Dorman #
<b>PONTIAC (continued)</b>			
<b>FIREBIRD</b>			
L4 - 2.5L (151 CID)	1986-82	-	635-506
V6 - 2.8L (173 CID)	1989-82	-	635-507
V6 - 3.1L (189 CID)	1982-90	-	635-507
V6 - 3.8L (231 CID)	1989	-	635-503
V6 - 3.8L (231 CID)	1981-79	14 Bolt Oil Pan	635-504
V6 - 3.8L (231 CID)	1978-77	-	635-504
V8 - 5.0L (305 CID)	1987-85	wo/EFI	635-509
V8 - 5.0L (305 CID)	1984-82	-	635-509
V8 - 5.7L (350 CID)	1994-93	-	635-508
<b>GRAND AM</b>			
L4 - 2.5L (151 CID)	1991-87	-	635-501
V6 - 3.0L (181 CID)	1987-86	-	635-503
V6 - 3.0L (181 CID)	1985	2 Water Bypass Nipples	635-503
V6 - 3.8L (231 CID)	1979	14 Bolt Oil Pan	635-504
V6 - 3.8L (231 CID)	1979	20 Bolt Oil Pan	635-503
<b>GRAND LEMANS</b>			
V6 - 3.8L (231 CID)	1981-79	14 Bolt Oil Pan	635-504
V6 - 3.8L (231 CID)	1981-79	20 Bolt Oil Pan	635-503
V6 - 3.8L (231 CID)	1978-77	-	635-504
<b>GRAND PRIX</b>			
V6 - 3.8L (231 CID)	1987-85	-	635-503
V6 - 3.8L (231 CID)	1984-80	14 Bolt Oil Pan	635-504
V6 - 3.8L (231 CID)	1984-80	20 Bolt Oil Pan	635-503
V6 - 3.8L (231 CID)	1979-78	-	635-504
V6 - 4.1L (252 CID)	1982	14 Bolt Oil Pan	635-504
V8 - 5.0L (305 CID)	1987-83	-	635-509
<b>LEMANS</b>			
V6 - 3.8L (231 CID)	1981-79	14 Bolt Oil Pan	635-504
V6 - 3.8L (231 CID)	1981-79	20 Bolt Oil Pan	635-503
V6 - 3.8L (231 CID)	1978-77	-	635-504
<b>PARISIENNE</b>			
V6 - 3.8L (231 CID)	1984	14 Bolt Oil Pan	635-504
V6 - 3.8L (231 CID)	1984	20 Bolt Oil Pan	635-503
V8 - 5.0L (305 CID)	1986-83	-	635-509
<b>PHOENIX</b>			
L4 - 2.5L (151 CID)	1984-82	-	635-506
V6 - 3.8L (231 CID)	1979	14 Bolt Oil Pan	635-504
V6 - 3.8L (231 CID)	1978-77	-	635-504
<b>SUNBIRD</b>			
V6 - 3.8L (231 CID)	1980-79	14 Bolt Oil Pan	635-504
V6 - 3.8L (231 CID)	1980-79	20 Bolt Oil Pan	635-503
V6 - 3.8L (231 CID)	1978-76	-	635-504
<b>TRANS SPORT</b>			
V6 - 3.8L (231 CID)	1992	-	635-514
<b>VENTURA</b>			
V6 - 3.8L (231 CID)	1977	-	635-504
V8 - 5.7L (350 CID)	1976	-	635-504
<b>TOYOTA</b>			
<b>CELICA</b>			
L4 - 2.4L (2366 cc)	1985	-	635-300
L4 - 2.4L (2366 cc)	1983-81	Vin 22R	635-301
<b>CORONA</b>			
L4 - 2.4L (2366 cc)	1982-81	Vin 22R	635-301
<b>TOYOTA TRUCK</b>			
<b>4 RUNNER</b>			
L4 - 2.4L (2366 cc)	1995-85	-	635-300
L4 - 2.4L (2366 cc)	1984	Vin 22R	635-301
<b>PICKUP</b>			
L4 - 2.4L (2366 cc)	1995-85	-	635-300
L4 - 2.4L (2366 cc)	1984-81	Vin 22R	635-301

# TECH TRAYS



Have the Part You Need, When You Need It  
**STOP WASTING BAY TIME!**

**Part # 800-101\*** **QUICK DISCONNECT TRANSMISSION LINE CONNECTORS TECH TRAY** **NEW!** **SECTION HP**

\* 16 SKUs, 28 pieces • Tray measures 13-1/8"W x 2-5/16"H x 9"D

800-601 Ford Taurus & Mercury Sable	800-602 Various Ford Models 3/8" Tube	800-603 GM C&K Series and G Series Trucks	800-604 GM C&K Series, L&M Series and S&T Series Trucks
800-605 GM C&K Series, S&T Series, L&M Series Trucks and V-Body Cars	800-606 GM L&M Series, S&T Series Trucks	800-607 GM C&K Series Trucks	800-608 Ford 1994-02 5/16" Tube
800-609 Ford Various Models	800-610 Dodge Ram Trucks & Vans, Jeep Grand Cherokee	800-713 Dodge Trucks	800-714 Jeep Cherokee
800-715 Dodge Ram Trucks, Diesels	800-752 GM Cars	800-812 GM Cars & Trucks	800-801 3/8", 1/2", 5/8" Connector Clips

## 800-101 Transmission Line Connectors



**Part # 800-102\*** **QUICK DISCONNECT OIL LINE CONNECTORS TECH TRAY** **NEW!** **SECTION HP**

\* 10 SKUs, 32 pieces • Tray measures 11"W x 1-3/4"H x 6-3/4"D

800-607 GM C/K Trucks 2003-96	800-701 GM C & K Series Trucks	800-704 Oil Cooler Line Connector GM	800-705 Oil Cooler Line Connector GM	800-710 Oil Cooler Line Connector GM	800-711 Oil Cooler Line Connector GM
800-801 3/8" Connector Clip	800-801 1/2" Connector Clip	800-801 5/8" Connector Clip	800-802 Oil Cooler Retaining Clips Plastic		

## 800-102 Oil Line Connectors



**Check Our Website for  
Details on Tech Tray Components  
visit [www.DormanProducts.com](http://www.DormanProducts.com)**

**Timing Cover Kits**

**Timing Cover Kits  
484**

Visit us at  
[www.DormanProducts.com](http://www.DormanProducts.com)

**Smog Pump  
Pulleys**  
pg. 469-472

**Timing  
Cover Kits**  
pg. 473-484

**Transmission Line  
Assemblies**  
pg. 485-532

**Transmission Shift  
Solenoid Pack**  
pg. 533-534

BACK TO PREVIOUS SECTION

RETURN TO CONTENTS

CONTINUE TO NEXT SECTION