

# Harmonic Balancers



**Industry Leading Coverage**

**NEW! for 2006**



**594-181**

**Solid**

2006-96 V-6-262; 4.3L, Chevrolet/GM Blazer, Bravada, Chevrolet 1500 Pickups; GMC Van, Envoy, S10, S15



**594-189**

**Serpentine Belt**

2006-97 8 Cyl.-280, 4.6L, Ford Truck Expedition, F150, F250, E150, E250

**Woodruff Key Included**  
(where required)



## Helpful Tips From Your Harmonic Balancer Experts:

- Inspect Original Balancer for signs of Rubber Deterioration that causes Timing Marks to Slip.
- Check Belt Wear, Front Crank Seal Leakage and Worn Belt Tensioners.
- ALWAYS Compare Timing Marks of Replacement Balancer with the Original Balancer.



Use Harmonic Balancer Puller (**594-999**) for proper installation.



**Activant Path**

*Timing Parts  
& Camshafts*

**Activant Code**

*DHB*

**Applications begin  
on page 242.**

# Harmonic Balancers



**594-001**

**Serpentine Belt**

1990-88 3.8L (231) Buick, Oldsmobile, Pontiac.

**Diameter** 7-1/8"

**Width** 3-3/4"

**Weight (lbs.)** 8.35



**594-002**

**Solid Back**

1996-69 5.7L (350) Chevrolet, GMC Truck; 1982-77 Motorhome

**Diameter** 8"

**Width** 2-3/8"

**Weight (lbs.)** 10.75



**594-003**

**Serpentine Belt**

1988-86 3.8L (231) Buick, Oldsmobile, Pontiac.

**Diameter** 7"

**Width** 3-3/4"

**Weight (lbs.)** 7.7



**594-004**

**Serpentine Belt**

2005-93 3.8L (231) Buick, Chevrolet, Oldsmobile, Pontiac.

**Diameter** 7"

**Width** 3-3/4"

**Weight (lbs.)** 8.45



**594-005**

**Serpentine Belt**

1992-91 3.8L (231) Buick, Chevrolet, Oldsmobile, Pontiac.

**Diameter** 7"

**Width** 2"

**Weight (lbs.)** 7.88



**594-006**

**Hollow Back**

1986-77 5.7L (350) and 5.0L (305) Chevrolet, GMC Truck.

**Diameter** 8"

**Width** 2-3/8"

**Weight (lbs.)** 10.85



**594-007**

**Serpentine Belt**

1994-92 2.3L (140) Ford Tempo, Mercury Topaz.

**Diameter** 5"

**Width** 2"

**Weight (lbs.)** 4



**594-008**

**Serpentine Belt**

1994-87 2.8L (173), 3.1L (189) Buick, Chevrolet, Oldsmobile, Pontiac.

**Diameter** 6-1/8"

**Width** 2"

**Weight (lbs.)** 5.15



**594-009**

**Hollow Back**

1993-77 5.0L (305), 5.7L (350) Buick, Cadillac, Chevrolet, Oldsmobile, Pontiac, GMC Truck.

**Diameter** 6-3/4"

**Width** 2-3/8"

**Weight (lbs.)** 8.65



**594-010**

**Solid; Externally Balanced**

1990-70 7.4L (454) Chevrolet, GMC Truck.

**Diameter** 8"

**Width** 2-3/4"

**Weight (lbs.)** 16.88



**594-011**

**Solid; Externally Balanced**

1997-82 5.8L (351) Ford, Mercury, Ford Truck.

**Diameter** 6-3/8"

**Width** 4-1/8"

**Weight (lbs.)** 7.25



**594-012**

**Solid**

1995-69 5.0L (305), 5.4L (327), 5.7L (350) Chevrolet, GMC Truck, Oldsmobile, Pontiac.

**Diameter** 6-3/4"

**Width** 2-3/8"

**Weight (lbs.)** 8.36

# Harmonic Balancers



**594-013**

**Solid; Externally Balanced**  
1987-82 2.8L (173) Chevrolet, Pontiac, GMC Truck.

**Diameter** 5-1/2"  
**Width** 3-1/4"  
**Weight (lbs.)** 5.6



**594-014**

**Hollow Back, Double Groove**  
1974-66 4.1L (250) Buick, Chevrolet, Oldsmobile, Pontiac, GMC Truck.

**Diameter** 6-3/4"  
**Width** 1-1/2"  
**Weight (lbs.)** 7.5



**594-015**

**Hollow Back, Double Groove**  
1984-77 4.1L (250) Chevrolet, GMC Truck.

**Diameter** 6-3/4"  
**Width** 1-7/8"  
**Weight (lbs.)** 8.5



**594-016**

**Solid; Externally Balanced**  
1980-70 6.6L (400) Chevrolet, GMC Truck.

**Diameter** 8"  
**Width** 2-3/8"  
**Weight (lbs.)** 12.4



**594-017**

**Serpentine Belt**  
1997-93 4.3L (265), 5.7L (350) Buick, Chevrolet, Pontiac, Cadillac.

**Diameter** 7-1/2"  
**Width** 1-3/8"  
**Weight (lbs.)** 8.4



**594-018**

**Serpentine Belt**  
2000-84 4.0L (242) Jeep; 1986-84 2.8L(173) Cherokee, Comanche

**Diameter** 7-1/2"  
**Width** 1-7/8"  
**Weight (lbs.)** 8



**594-019**

**Solid, 9/16" Step; Externally Balanced**  
1981 5.0L (302) Ford Truck Exc. Calif.

**Diameter** 6-2/5"  
**Width** 4-1/8"  
**Weight (lbs.)** 10



**594-020**

**Solid, Hollow Back**  
1986-82 2.8L (173) Buick, Chevrolet, Oldsmobile, Pontiac, VIN X, Z Stamped 4874.

**Diameter** 6-3/8"  
**Width** 2-5/16"  
**Weight (lbs.)** 5.25



**594-021**

**Solid**  
1993-72 3.9L (239), 5.2L (318), 5.6L (340) Dodge, Plymouth, Chrysler, Dodge Truck, Plymouth Truck, with Forged Steel Crankshaft

**Diameter** 7-1/4"  
**Width** 2-1/2"  
**Weight (lbs.)** 8



**594-022**

**Single Groove**  
1986-75 3.8L (232), 4.2L (258) American Motors, Jeep.

**Diameter** 6-3/4"  
**Width** 1-7/8"  
**Weight (lbs.)** 6.25



**594-023**

**Solid, Hollow Back; Externally Balanced**  
1980-69 5.0L (302) Ford, Lincoln, Mercury, Ford Truck.

**Diameter** 6-1/2"  
**Width** 4-1/4"  
**Weight (lbs.)** 11



**594-024**

**Solid; Externally Balanced**  
1995-84 5.0L (302) Ford, Lincoln, Mercury, Ford Truck.

**Diameter** 6-1/2"  
**Width** 4-1/4"  
**Weight (lbs.)** 9.5

# Harmonic Balancers



**594-026**

**Solid; Externally Balanced**

1993-91 7.4L (454) Chevrolet, GMC Truck.

**Diameter** 8"  
**Width** 2-3/4"  
**Weight (lbs.)** 16.54



**594-027**

**Hollow Back, Serpentine Belt**

1992-87 2.5L (151) Buick, Chevrolet, Oldsmobile, Pontiac.

**Diameter** 6"  
**Width** 1-1/2"  
**Weight (lbs.)** 4.3



**594-028**

**Solid**

1990-75 4.3L(260), 5.0L(307), 5.7L(350), 6.6L(403) Buick, Cadillac, Chevrolet, Oldsmobile, Pontiac.

**Diameter** 5-1/2"  
**Width** 2-3/8"  
**Weight (lbs.)** 5.8



**594-029**

**Hollow Back, Double Groove**

1976-75 4.1L (250) Buick, Pontiac, Chevrolet, Oldsmobile, GMC Truck

**Diameter** 6-3/4"  
**Width** 1-7/8"  
**Weight (lbs.)** 8.4



**594-030**

**Solid**

1975-66 6.5L (396), 6.6L (400, 402), 7.0L (427) Chevrolet, GMC Truck.

**Diameter** 7"  
**Width** 2-3/4"  
**Weight (lbs.)** 10.6



**594-031**

**Double Groove w/1/4" Div.**

1990-75 4.8L (292) Chevrolet, GMC Truck.

**Diameter** 6-3/4"  
**Width** 2-1/2"  
**Weight (lbs.)** 10.45



**594-032**

**Triple Groove w/9/16" Step**

1995-85 2.3L (2316) Volvo 240, 242, 244, 245, 740, 745, 760, 780, 940, 940.

**Diameter** 7"  
**Width** 3-1/2"  
**Weight (lbs.)** 6.9



**594-033**

**Serpentine w/Sensor Ring**

2001-91 1.9L (116); 2.0L(122), Mercury Tracer.

**Diameter** 5-3/4"  
**Width** 1-1/4"  
**Weight (lbs.)** 4.7



**594-034**

**Serpentine Belt**

1994-93 3.8L (231) Buick, Chevrolet, Oldsmobile, Pontiac.

**Diameter** 6-3/4"  
**Width** 3-1/2"  
**Weight (lbs.)** 11.4




**594-037**

**Serpentine Belt Pulley**

2002-94 6.5L (395); 1993-88 6.2L(379) Diesel Chevrolet, GMC Truck.

**Diameter** 7-3/4"  
**Width** 1-1/2"  
**Weight (lbs.)** 7.8



**594-042**

**Serpentine Belt**

1995-86 4.1L (250), 4.5L (273), 4.9L (300) Cadillac.

**Diameter** 7-3/8"  
**Width** 1-3/4"  
**Weight (lbs.)** 5.7



**594-043**

**Serpentine Belt**

2002-87 2.3L (138), 2.4L (146) Buick, Chevrolet, Oldsmobile, Pontiac.

**Diameter** 6-3/4"  
**Width** 1-3/4"  
**Weight (lbs.)** 4

# Harmonic Balancers

**Harmonic Balancers**



**594-044**

**Serpentine Belt**

1992-89 3.3L (204) Buick Century, Somerset & Oldsmobile Ciera, Calais.

**Diameter** 7"  
**Width** 3-1/2"  
**Weight (lbs.)** 7.25



**594-047**

**Solid**

1995-85 4.3L (262) Chevrolet, Oldsmobile, GMC Truck.

**Diameter** 6-1/4"  
**Width** 2-7/8"  
**Weight (lbs.)** 5.35



**594-050**

**Reverse Thread, Plastic Body w/Metal Shaft**

2003-96 3.0L (DOHC) Ford Taurus, Mercury Sable

**Diameter** 6.5"  
**Width** 4.375"  
**Weight (lbs.)** 2.01



**594-051**

**Solid w/ Sensor Ring**

1997-94 3.8L (232) Ford Windstar, Thunderbird, Mustang II, Mercury Cougar.

**Diameter** 6"  
**Width** 3-1/2"  
**Weight (lbs.)** 4.9



**594-052**

**Double Serpentine Belt**

1999-94 Hyundai Scoupe, Accent (SOHC) 1.5L.

**Diameter** 6"  
**Width** 2"  
**Weight (lbs.)** 3.9



**594-053**

**Double Serpentine Belt**

1999-95 Hyundai Accent (DOHC) 1.5L & 1.6L

**Diameter** 5-1/2"  
**Width** 2"  
**Weight (lbs.)** 3.5



**594-054**

**Serpentine Belt**

1994-90 1.5L Hyundai Excel, Scoupe, Mitsubishi Precis

**Diameter** 5-3/4"  
**Width** 1-3/8"  
**Weight (lbs.)** 2.8



**594-055**

**Double Serpentine Belt**

1995-92 1.6L (1595cc) Hyundai Elantra, 1998-95 2.0L (1997cc) Hyundai Sonata.

**Diameter** 6-3/8"  
**Width** 1-7/8"  
**Weight (lbs.)** 4.6



**594-056**

**Single Serpentine Belt**

1996-95 3.0L (2972cc) Mitsubishi Montero Sport, 2000-94 3.5L (3497cc) Mitsubishi Montero, Montero Sport

**Diameter** 6-1/8"  
**Width** 3-5/8"  
**Weight (lbs.)** 9.4



**594-057**

**Triple Groove**

1994-85 2.0L (1985cc) Saab 900 w/Turbo.

**Diameter** 6"  
**Width** 2-1/4"  
**Weight (lbs.)** 5.9



**594-058**

**Triple Groove**

1984-79 2.0L (1985cc) Saab 900.

**Diameter** 6"  
**Width** 2-3/4"  
**Weight (lbs.)** 6.2



**594-059**

**Triple Groove**

1994-85 2.0L (1985cc) Saab 900 w/o Turbo.

**Diameter** 6"  
**Width** 2-1/8"  
**Weight (lbs.)** 5.4

# Harmonic Balancers



**594-060**

**Single Serpentine Belt**

1990-86 2.0L (1985cc) Saab 9000 w/Turbo.

**Diameter** 6-1/4"  
**Width** 2-3/8"  
**Weight (lbs.)** 6.2



**594-067**

**Double Serpentine Belt**

1997-94 2.2L (2156cc) Honda Accord, Odyssey,  
 1997 Acura CL.

**Diameter** 7-1/8"  
**Width** 3-3/8"  
**Weight (lbs.)** 5.5



**594-068**

**Double Serpentine Belt**

1996-90 2.2L (2156cc), 2.3 (2259cc) Honda  
 Accord, Prelude.

**Diameter** 7-1/8"  
**Width** 3-3/8"  
**Weight (lbs.)** 5.6



**594-069**

**Double Serpentine Belt**

1993 Hyundai Excel, Scoupe w/Beta 1.5L Engine  
 to Nov. 15,1992

**Diameter** 6"  
**Width** 2"  
**Weight (lbs.)** 3.9



**594-070**

**Double Serpentine Belt**

1993 Hyundai Excel, Scoupe w/Beta Engine from  
 Nov. 15,1992

**Diameter** 6"  
**Width** 2-1/8"  
**Weight (lbs.)** 7



**594-071**

**Single Serpentine Belt**

1998-90 3.0L (2972CC) Hyundai Sonata.

**Diameter** 6-3/8"  
**Width** 2"  
**Weight (lbs.)** 5.3



**594-073**

**Double V-Groove**

1995-78 Toyota Celica, 4 Runner, Truck 22RE,  
 22REC, 22RTEC 2.4L;2.2L 20R

**Diameter** 6-1/4"  
**Width** 2-3/8"  
**Weight (lbs.)** 7



**594-074**

**Triple Groove**

1993-89 2.3L (2316cc) Volvo 740, 745, 940  
 B234F.

**Diameter** 6-1/4"  
**Width** 3-1/8"  
**Weight (lbs.)** 7.8



**594-077**

**Triple Groove**

1989-80 4.9L (300) Ford F-Series Pickups,  
 Bronco, Econoline Vans.

**Diameter** 6-3/4"  
**Width** 2-3/4"  
**Weight (lbs.)** 11



**594-078**

**Single Serpentine Belt**

1995-88 3.0L (2958cc, 2959cc) Toyota Pickups,  
 T100, 4 Runner V6.

**Diameter** 6-1/4"  
**Width** 2-1/2"  
**Weight (lbs.)** 5.6



**594-080**

**Solid**

1995-80 7.5L (460) Ford F-Series Pickups,  
 Econoline Vans.

**Diameter** 6-3/4"  
**Width** 2-1/2"  
**Weight (lbs.)** 8.4



**594-081**

**Serpentine Belt 6 Groove**

2003-92 4.6L (281) Ford, Lincoln, Mercury, Ford  
 Truck. 2 WD

**Diameter** 6-7/8"  
**Width** 1-3/4"  
**Weight (lbs.)** 5.8

# Harmonic Balancers

**Harmonic Balancers**




**594-082**

**Serpentine Belt**  
1999-96 3.4L (207) Ford Taurus.  
**Diameter** 8"  
**Width** 2"  
**Weight (lbs.)** 8.2



**594-083**

**Solid**  
1981-75 5.8L (351) Ford, Lincoln, Mercury, Ford Truck w/351M Engine  
**Diameter** 6-1/2"  
**Width** 3-1/2"  
**Weight (lbs.)** 7.4




**594-084**

**Solid**  
1989-86 3.0L Ford Aerostar, Taurus; Mercury Sable  
**Diameter** 5-5/8"  
**Width** 3-3/8"  
**Weight (lbs.)** 6.3



**594-085**

**Solid; Externally Balanced**  
1994-88 7.3L (445) Diesel Ford F100-350 Trucks, 1994-75 Econoline Vans.  
**Diameter** 7"  
**Width** 3-3/4"  
**Weight (lbs.)** 11.3



**594-086**

**Solid**  
1994-90 3.0L (182) Aerostar, Ranger Pickups, Taurus; Mercury Sable.  
**Diameter** 5-1/2"  
**Width** 3-1/4"  
**Weight (lbs.)** 6.2



**594-087**

**Serpentine**  
1993 Buick, Oldsmobile, Pontiac 3.3L.  
**Diameter** 7"  
**Width** 3-3/4"  
**Weight (lbs.)** 8.2



**594-101**

**Serpentine Belt and Single Groove**  
1999-95 2.0L (121) Dodge Neon, Stratus.  
**Diameter** 7-7/8"  
**Width** 2"  
**Weight (lbs.)** 5.4



**594-102**

**Double V-Groove**  
1992-90 Ford 2.9L Bronco II, Ranger  
**Diameter** 6"  
**Width** 4 -3/16"  
**Weight (lbs.)** 7.11



**594-103**

**Serpentine**  
2006-90 Chrysler 3.3L, 3.8L Chrysler, Dodge, Plymouth.  
**Diameter** 7 -15/16"  
**Width** 2 -1/8"  
**Weight (lbs.)** 6.415



**594-106**

**Double Serpentine Belt**  
1999-90 2.0L Eagle Talon, Mitsubishi Eclipse, Galant, Plymouth Laser; 2.4L Eagle Summit, Mitsubishi Eclipse, Galant, Spyder, Expo, Plymouth Colt, Vista.  
**Diameter** 6-3/8"  
**Width** 1-13/16"  
**Weight (lbs.)** 5.7



**594-107**

**Serpentine Belt**  
1996-92 V8-5.7L (350CID) VIN P, Chevrolet Corvette.  
**Diameter** 7-3/32"  
**Width** 2-1/8"  
**Weight (lbs.)** 13.0



**594-108**

**Solid**  
2006-96 V6-3.0L (182CID) Ford Taurus, Sable 24 Valve DOHC  
**Diameter** 6-3/32"  
**Width** 2-3/8"  
**Weight (lbs.)** 5.3

# Harmonic Balancers



**594-109**

**Serpentine Belt**

2000-95 V6-2.5L (152CID), V6-3.0L (182CID), Ford Contour, Escape; Mercury Cougar, Mystique.

**Diameter** 6-15/32"  
**Width** 1-3/4"  
**Weight (lbs.)** 4.6



**594-110**

**Serpentine Belt**

2002-96 V6-4.6L (281CID) Ford Mustang.

**Diameter** 6-13/16"  
**Width** 2-1/16"  
**Weight (lbs.)** 6.2



**594-111**

**Serpentine Belt**

2006-91 V6-4.0L (245CID) Ford Truck Explorer, Ranger, Mercury Mountaineer

**Diameter** 6"  
**Width** 5-5/16"  
**Weight (lbs.)** 7.1



**594-112**

**Serpentine Belt 8 Groove**

2000-97 V8-5.4L (330CID) Ford Truck E-Series, E-Super Duty, F-Series Pickups, Lincoln Navigator.

**Diameter** 7"  
**Width** 2-1/16"  
**Weight (lbs.)** 7.3



**594-113**

**Solid**

1970-66 V8-6.5L (396CID), 7.0L (427L) Chevrolet BelAir, Biscayne, Camaro, Caprice, Chevelle, Corvette, El Camino, Impala, Malibu.

**Diameter** 8"  
**Width** 2-11/16"  
**Weight (lbs.)** 16.0



**594-114**

**Serpentine Belt**

1996 V8-5.7L (350CID) VIN 5 Chevrolet Corvette.

**Diameter** 7-9/16"  
**Width** 1-1/32"  
**Weight (lbs.)** 12.5



**594-115**

**Double Serpentine Belt**

2005-01 V8-5.7L (350CID) VIN G & S Chevrolet Corvette, CTS

**Diameter** 7-17/32"  
**Width** 2-27/32"  
**Weight (lbs.)** 11.0



**594-116**

**Serpentine Belt**

1995-90 V8-5.7L (350CID) VIN J Chevrolet Corvette.

**Diameter** 7-1/8"  
**Width** 2-15/16"  
**Weight (lbs.)** 12.0



**594-117**

**Solid**

1986-68 V8-5.7L (350CID), 6.6L (403), 7.5L (455CID) GM Buick, Cadillac, Oldsmobile, Pontiac; 1990-87 V8-5.0L (307CID) Cadillac Fleetwood (VIN 9)

**Diameter** 6-1/2"  
**Width** 3-7/32"  
**Weight (lbs.)** 8.5



**594-118**

**Serpentine Belt**

2004-02 L4-2.0L (122CID) Ford Escort, Focus VIN P, SOHC

**Diameter** 5-11/16"  
**Width** 1-21/32"  
**Weight (lbs.)** 6.6



**594-119**

**Serpentine Belt**

2000 V10-6.8L (415CID) Ford Truck Series E & F Super Duty, Excursion.

**Diameter** 7-1/32"  
**Width** 2-9/16"  
**Weight (lbs.)** 9.7



**594-120**

**Double Serpentine Belt**

2002-93 V6-2.5L (2497cc) Mazda 626, Millenia.

**Diameter** 5-21/32"  
**Width** 2-7/32"  
**Weight (lbs.)** 4.8

# Harmonic Balancers

**Harmonic Balancers**



**594-121**

**Solid**  
2002-96 V8-5.7L (350CID) Chevrolet/GMC Truck, Cadillac Escalade  
**Diameter** 8"  
**Width** 2-1/4"  
**Weight (lbs.)** 13.0



**594-122**

**Double Serpentine Belt**  
2005-95 V6-3.8L (231CID) Buick Park Avenue, Regal, Riviera; Oldsmobile LSS; Pontiac Bonneville, Grand Prix with Supercharged VIN1  
**Diameter** 7-5/32"  
**Width** 3-13/32"  
**Weight (lbs.)** 11.7



**594-123**

**Serpentine Belt**  
1995-93 V6-3.2L (195CID) Ford Taurus; SHO  
**Diameter** 6-5/32"  
**Width** 1-29/32"  
**Weight (lbs.)** 6.5



**594-124**

**Serpentine Belt**  
2003-95 V8-7.3L (445CID) Ford Truck E-Super Duty/350; F-Series 250, 350, 450; F59 Stripped.  
**Diameter** 7-1/2"  
**Width** 2-3/4"  
**Weight (lbs.)** 13.0



**594-125**

**Solid**  
2006-95 V6-3.0L (182CID) Ford Taurus; Ford Truck Aerostar, Ranger, Windstar; Mercury Sable  
**Diameter** 6-5/32"  
**Width** 3-1/4"  
**Weight (lbs.)** 6.8



**594-127**

**Double Serpentine Belt**  
2006-98 V8-5.7L (350CID) Chevrolet Camaro; Pontiac Firebird, GTO  
**Diameter** 7-1/2"  
**Width** 3-21/32"  
**Weight (lbs.)** 13.5



**594-128**

**Solid**  
1993-82 V8-6.2L (379CID); V8-6.5L (395CID) Chevrolet/GMC Truck Suburban, P-Series, C,K,R,V-Series; Blazer, Jimmy; Diesel  
**Diameter** 7-29/32"  
**Width** 3-5/32"  
**Weight (lbs.)** 12.5



**594-129**

**Double Serpentine Belt**  
2005-99 H4-2.0L (1994cc); 2001-99 H4-2.2L (2212cc) Impreza.  
**Diameter** 5-11/32"  
**Width** 1-15/16"  
**Weight (lbs.)** 4.8



**594-130**

**Solid**  
2000-87 3.0L Chrysler Caravan, Acclaim, Daytona, Dynasty, LeBaron, New Yorker, Shadow, Spirit, Town & Country, Voyager.  
**Diameter** 6"  
**Width** 1-7/8"  
**Weight (lbs.)** 4.8



**594-131**

**Solid**  
1993-79 V8-5.9L (360CID); Chrysler Truck Model B, D, Ram Charger, Trail Duster; Manual Transmission  
**Diameter** 7-1/4"  
**Width** 3-3/16"  
**Weight (lbs.)** 12.2



**594-132**

**Solid**  
1993-79 V8-5.9L (360CID) Chrysler Town & Country, Diplomat, Vans, Trucks; Automatic Transmission.  
**Diameter** 7-1/4"  
**Width** 2-17/32"  
**Weight (lbs.)** 8.9



**594-133**

**Serpentine Belt**  
2003-94 V8-5.9L (360CID) Chrysler Truck Dakota, Durango, Ram, Vans.  
**Diameter** 7-1/4"  
**Width** 4-13/16"  
**Weight (lbs.)** 12.1

# Harmonic Balancers



**594-134**

**Double Serpentine Belt**

1995-93 L4-2.0L (1991cc) Mazda MX-6, 626; Ford Probe

**Diameter** 5-3/4"  
**Width** 1-27/32"  
**Weight (lbs.)** 4.7



**594-135**

**Double Serpentine Belt**

1998-75 V8-5.9L (360CID) AMC Matador, Jeep Cherokee, Grand Cherokee, Wagoneer, Grand Wagoneer, J10, J20

**Diameter** 6 -1/2"  
**Width** 1-13/32"  
**Weight (lbs.)** 9.720



**594-137**

**Serpentine Belt**

1990-84 4-150, 2.5L American Motors Eagle, Jeep CJ Series, Cherokee, Comanche, Wagoneer, Wrangler

**Diameter** 6.70"  
**Width** 2.15"  
**Weight (lbs.)** 7.35



**594-138**

**Double Serpentine Belt**

1991-87 L4-2.0L Toyota Camry; L4-2.0L 1989-87 3 SFE Celica; 1993-90 5 SFE Celica

**Diameter** 5.71"  
**Width** 2.06"  
**Weight (lbs.)** 5.52



**594-139**

**Double Serpentine Belt**

2001-94, L4-2.2L & 2.0 Cyl. Toyota Camry, Celica, Solara RAV4

**Diameter** 5.70"  
**Width** 2.09"  
**Weight (lbs.)** 5.33



**594-140**

**Double Serpentine Belt**

2006-94 V6/3.0L / 2006-04 3.3L Lexus ES3200, Toyota Avalon, Camry, Sienna, Solara

**Diameter** 6.22"  
**Width** 2.11"  
**Weight (lbs.)** 5.07



**594-141**

**Serpentine Belt**

2004-95 2.4L ; 2004-94 L4-2.7L, Toyota Truck, 4-Runner & Tacoma.

**Diameter** 5.76"  
**Width** 2.32"  
**Weight (lbs.)** 4.16



**594-142**

**Solid**

1979-78 200, 3.3L; 1984-80 229, 3.8L; 1987-85 262, 4.3L GM Chevrolet, Pontiac, GMC

**Diameter** 6.12"  
**Width** 2.33"  
**Weight (lbs.)** 4.98



**594-143**

**Double Serpentine Belt**

1999-95 L4, 1.6L, (1597cc) Nissan Sentra, 200SX.

**Diameter** 6.4"  
**Width** 1.98"  
**Weight (lbs.)** 4.53



**594-144**

**Double Serpentine Belt**

1999-91 V6, 3.0L (2972cc) Mitsubishi Diamante, 3000GT; Stealth

**Diameter** 6.07"  
**Width** 2.15"  
**Weight (lbs.)** 4.78



**594-145**

**Double V-Belt**

1976-73 Ford Medium Truck, M450.

**Diameter** 6.92"  
**Width** 2.96"  
**Weight (lbs.)** 17.39



**594-146**

**Solid**

1976-73 .8, 5.9, 6.4L (360/390 CID), Ford Truck F100, F150, F250.

**Diameter** 6.91"  
**Width** 2.96"  
**Weight (lbs.)** 17.4

# Harmonic Balancers

**Harmonic Balancers**



**594-147**

**Solid**

1993-82 V6, 2.8/3.1L 173/189 CID, GM Buick Century, Skylark; Chevrolet Camaro, Celebrity, S10 Blazer, S10 Pickups, GMC S15 Jimmy/ Pickup/Sonoma; Oldsmobile Cutlass Ciera, Omega; Pontiac 6000, Firebird, Phoenix.

**Diameter** 6.36"  
**Width** 2.29"  
**Weight (lbs.)** 5.42



**594-148**

**Serpentine Belt**

2005-93, V6- 3.1L/ 3.4L, 189/207CID, GM Mid-Sized Passenger Cars.

**Diameter** 6.11"  
**Width** 2.03"  
**Weight (lbs.)** 4.67



**594-149**

**Solid**

1995-90 V6-3.8L Ford Taurus, Lincoln Continental, Mercury Sable

**Diameter** 7.5"  
**Width** 5.23"  
**Weight (lbs.)** 6.98



**594-150**

**Serpentine Belt**

1988-86 V6, 3.8L (231 CID), GM Buick Electra, Riviera, Oldsmobile 88, 98, Pontiac Bonneville, Toronado.

**Diameter** 7.22"  
**Width** 3.71"  
**Weight (lbs.)** 7.94



**594-152**

**Serpentine Belt**

1996-87 L6-4.9L (300CID), Ford Bronco, E-150 , E-250, E-350, F-150, F250, F350.

**Diameter** 6.42"  
**Width** 2.8"  
**Weight (lbs.)** 10.99



**594-153**

**Serpentine Belt**

2005-97 V6-3.0L (181 CID), Cadillac Catera, 2005-03 3.2L CTS.

**Diameter** 6.56"  
**Width** 1.51"  
**Weight (lbs.)** 4.96



**594-154**

**Serpentine Belt**

1997-94 V6-2.5L, Saab 900; 2002-95 V6-3.0L, Saab 9-5, 9000

**Diameter** 6.63"  
**Width** 1.5"  
**Weight (lbs.)** 1.94



**594-155**

**Serpentine Belt**

2001-96 V8-5.0L (302CID), Ford Explorer; Mercury Mountaineer.

**Diameter** 6.3"  
**Width** 4.48"  
**Weight (lbs.)** 11.82



**594-156**

**Solid**

1976-75 4.3L Chevrolet Truck; 1973-69 5.0L GM Truck, Chevrolet, GMC, Pontiac.

**Diameter** 6.11"  
**Width** 2.33"  
**Weight (lbs.)** 11.82



**594-158**

**Solid**

1978-68 V8-5.7L (350 CID), 6.6L (400 CID), 7.0L (428 CID), 7.5L (455 CID), GM Pontiac, Buick, Oldsmobile.

**Diameter** 6.8"  
**Width** 3.24"  
**Weight (lbs.)** 7.7



**594-159**

**Serpentine Belt**

1998-93 Volvo L5-2.3L, 2319cc; L5-2.4L (2435cc); C70,S70, V70

**Diameter** 5.88"  
**Width** 1.42"  
**Weight (lbs.)** 4.8



**594-161**

**Double Serpentine Belt**

1994-93 6 cyl., 3.8L GM Full Size Passenger Cars w/Supercharge

**Diameter** 7.81"  
**Width** 3.75"  
**Weight (lbs.)** 9.21

# Harmonic Balancers



**594-162**

**Double Serpentine Belt/V-Belt**

1995-94 Honda Passport, 1997-94 Isuzu Rodeo; 3.2L

**Diameter** 5.18"  
**Width** 3.05"  
**Weight (lbs.)** 8.19



**594-164**

**Serpentine Belt/V-Belt**

1994-89 V6-3.0L (2972cc); Mitsubishi Montero, Mighty Max; Dodge Raider, RAM 50 PU

**Diameter** 5.88"  
**Width** 3.84"  
**Weight (lbs.)** 8.36



**594-166**

**Double Serpentine Belt**

2006-99 H4-2.5L, Subaru, Forester, Impreza, Legacy.

**Diameter** 5.24"  
**Width** 1.95"  
**Weight (lbs.)** 5.65



**594-168**

**V-Belt**

1994-85, L4-1.8L, Plymouth Laser, Mitsubishi Eclipse; 1988-85 1.6L Mirage

**Diameter** 5.65"  
**Width** 1.09"  
**Weight (lbs.)** 3.08



**594-169**

**Serpentine Belt/V-Belt**

1997-93 V6-3.3L (201CID), Dodge Intrepid, Concord, Vision.

**Diameter** 7.51"  
**Width** 2.37"  
**Weight (lbs.)** 5.6



**594-170**

**Solid**

2002-94 V8-6.5L (395CID) GM Truck-Diesel.

**Diameter** 7.86"  
**Width** 2.42"  
**Weight (lbs.)** 12.3



**594-174**

**Double V-Belt**

1994-85 1.8L Subaru w/o turbo Loyale & XT Coupe, All models, sedan & 4 cyl. w/overhead cam.

**Diameter** 5.33"  
**Width** 1.81"  
**Weight (lbs.)** 1.93



**594-175**

**Double Serpentine Belt**

1999-96 2.2L; 2.5L, Subaru, Type 2; Legacy, Outback

**Diameter** 5.32"  
**Width** 1.93"  
**Weight (lbs.)** 4.64



**594-176**

**Double Serpentine Belt**

2005-97 V6-3.5L (3497cc), Mitsubishi Diamante; 2005-96 Eclipse Spider, Galant; Dodge Stratus; Chrysler Sebring

**Diameter** 6.1"  
**Width** 2.12"  
**Weight (lbs.)** 4.96



**594-177**

**Double Serpentine Belt**

1999-95 L4-2.0L, Mitsubishi Eclipse w/o Turbo.

**Diameter** 7.9"  
**Width** 2.1"  
**Weight (lbs.)** 6.42



**594-178**

**Solid**

1999-96 V6-3.8L Ford Windstar.

**Diameter** 7.44"  
**Width** 5.24"  
**Weight (lbs.)** 7.49



**594-180**

**Double Serpentine Belt**

1992-90 3.0L Ford Probe.

**Diameter** 5.67"  
**Width** 2.55"  
**Weight (lbs.)** 5.89

# Harmonic Balancers



**594-181**

**Solid**

2006-96 V-6-262; 4.3L, Chevrolet/GM Blazer, Bravada, Chevrolet 1500 Pickups; GMC Vans, Envoy, S10, S15

**Diameter** 6.142"  
**Width** 1.297"  
**Weight (lbs.)** 4.65



**594-182**

**Double Serpentine Belt**

1997-93 1.6L/1.8L Toyota 4AFE; Celica, Corolla

**Diameter** 5.302"  
**Width** 1.589"  
**Weight (lbs.)** 5.74



**594-183**

**Serpentine Belt/V-Belt**

2004-93 Chrysler 6-230; 32.L3.5L, 300M, Concord, New Yorker; Dodge Intrepid, Prowler, Vision

**Diameter** 7.763"  
**Width** 1.676"  
**Weight (lbs.)** 5.888



**594-184**

**Double Serpentine Belt**

2003-96 4Cyl.; 1.8L/2.0L; Mazda 626, Protégé

**Diameter** 5.554"  
**Width** 1.62"  
**Weight (lbs.)** 5.07



**594-185**

**Double Serpentine Belt**

2003-00 4L-2.0L / 2.4L; Chrysler/Plymouth Neon, PT Cruiser

**Diameter** 7.384"  
**Width** 1.681"  
**Weight (lbs.)** 4.198



**594-186**

**Double Serpentine Belt**

2000-95 6-153; 2.5L Cirrus, Sebring, Stratus

**Diameter** 7.913"  
**Width** 1.803"  
**Weight (lbs.)** 8.500



**594-187**

**Double Serpentine Belt**

2002-98 4 Cyl., 2.3L Honda Accord, CL

**Diameter** 7.089"  
**Width** 1.757"  
**Weight (lbs.)** 6.100



**594-188**

**Double Serpentine Belt**

2001-95 6 Cyl., 3.0L, Nissan Maxima; 2001-96 Infiniti

**Diameter** 6.926"  
**Width** 1.960"  
**Weight (lbs.)** 4.938



**594-189**

**Serpentine Belt**

2006-97 8 Cyl.-280, 4.6L, Ford Truck Expedition, F150, F250, E150, E250

**Diameter** 6.775"  
**Width** 1.433"  
**Weight (lbs.)** 5.770



**594-190**

**Serpentine Belt**

2002-96 L4-116, 1.9L; Saturn SW, SC, SL

**Diameter** 6.672"  
**Width** 1.335"  
**Weight (lbs.)** 3.236



**594-191**

**Serpentine Belt**

2006-00 V8-287, 4.7L Chrysler Jeep, Dodge Truck; 2006-03 Jeep; Dodge Truck

**Diameter** 7.247"  
**Width** 3.116"  
**Weight (lbs.)** 9.210



**594-192**

**Double Serpentine Belt**

2005-01 1.7L SOHC Honda Civic, EL

**Diameter** 7.003"  
**Width** 1.718"  
**Weight (lbs.)** 6.118

# Harmonic Balancers



**594-193**

**Double Serpentine Belt**  
1997-96 4 Cyl. 2.0L Mazda 626, MX6 With Manual Transmission

**Diameter** 5.550"  
**Width** 1.621"  
**Weight (lbs.)** 5.030



**594-195**

**Serpentine Belt**  
1999-94 GM V8-281, 4.6L, Cadillac Concord, Deville; 1998-95 4.0L Oldsmobile Aurora

**Diameter** 7.359"  
**Width** 1.078"  
**Weight (lbs.)** 5.320



**594-999**

**Harmonic Balancer Puller**  
This puller is designed to pull crankshafts, vibration dampers, pulleys or any gear with tapped holes. The four slots in the yoke allow the use of this tool for either two or three hole applications. The floating swivel prevents damage to the shaft ends.

## Harmonic Balancer Applications

| Make/Model/Engine      | Years   | Description                       | Dorman #       |
|------------------------|---------|-----------------------------------|----------------|
| <b>ACURA</b>           |         |                                   |                |
| <b>CL</b>              |         |                                   |                |
| L4 - 2.2L (2156 cc)    | 1997    | -                                 | <b>594-067</b> |
| L4 - 2.3L (2254 cc)    | 1999-98 | -                                 | <b>594-187</b> |
| <b>AMERICAN MOTORS</b> |         |                                   |                |
| <b>AMX</b>             |         |                                   |                |
| L6 - 4.2L (258 CID)    | 1980-78 | -                                 | <b>594-022</b> |
| <b>CONCORD</b>         |         |                                   |                |
| L6 - 3.8L (232 CID)    | 1979-78 | -                                 | <b>594-022</b> |
| L6 - 4.2L (258 CID)    | 1980-78 | -                                 | <b>594-022</b> |
| <b>EAGLE</b>           |         |                                   |                |
| L4 - 2.5L (150 CID)    | 1984    | w/Serpentine Belt                 | <b>594-137</b> |
| L6 - 4.2L (258 CID)    | 1980    | -                                 | <b>594-022</b> |
| <b>GREMLIN</b>         |         |                                   |                |
| L6 - 3.8L (232 CID)    | 1978-76 | -                                 | <b>594-022</b> |
| L6 - 3.8L (232 CID)    | 1975    | 1.25" Thick                       | <b>594-022</b> |
| L6 - 4.2L (258 CID)    | 1978-76 | -                                 | <b>594-022</b> |
| L6 - 4.2L (258 CID)    | 1975    | 1.25" Thick                       | <b>594-022</b> |
| <b>HORNET</b>          |         |                                   |                |
| L6 - 3.8L (232 CID)    | 1977-76 | -                                 | <b>594-022</b> |
| L6 - 3.8L (232 CID)    | 1975    | 1.25" Thick                       | <b>594-022</b> |
| L6 - 4.2L (258 CID)    | 1977-76 | -                                 | <b>594-022</b> |
| L6 - 4.2L (258 CID)    | 1975    | 1.25" Thick                       | <b>594-022</b> |
| <b>MATADOR</b>         |         |                                   |                |
| L6 - 4.2L (258 CID)    | 1978-76 | -                                 | <b>594-022</b> |
| L6 - 4.2L (258 CID)    | 1975    | 1.25" Thick                       | <b>594-022</b> |
| V8 - 5.9L (360 CID)    | 1978-75 | -                                 | <b>594-135</b> |
| <b>PACER</b>           |         |                                   |                |
| L6 - 3.8L (232 CID)    | 1978-76 | -                                 | <b>594-022</b> |
| L6 - 3.8L (232 CID)    | 1975    | 1.25" Thick                       | <b>594-022</b> |
| L6 - 4.2L (258 CID)    | 1980-76 | -                                 | <b>594-022</b> |
| L6 - 4.2L (258 CID)    | 1975    | 1.25" Thick                       | <b>594-022</b> |
| <b>SPIRIT</b>          |         |                                   |                |
| L6 - 3.8L (232 CID)    | 1979    | -                                 | <b>594-022</b> |
| L6 - 4.2L (258 CID)    | 1980-79 | -                                 | <b>594-022</b> |
| <b>BUICK</b>           |         |                                   |                |
| <b>APOLLO</b>          |         |                                   |                |
| L6 - 4.1L (250 CID)    | 1975    | -                                 | <b>594-029</b> |
| L6 - 4.1L (250 CID)    | 1974-73 | wo/Air Cond Or Heavy Duty Cooling | <b>594-014</b> |
| V8 - 4.3L (260 CID)    | 1975    | -                                 | <b>594-028</b> |
| <b>CENTURY</b>         |         |                                   |                |
| L4 - 2.5L (151 CID)    | 1992-87 | -                                 | <b>594-027</b> |
| V6 - 2.8L (173 CID)    | 1989-87 | Auto Trans                        | <b>594-008</b> |
| V6 - 2.8L (173 CID)    | 1986    | Stamped 4874                      | <b>594-020</b> |
| V6 - 2.8L (173 CID)    | 1986    | Stamped 4955                      | <b>594-147</b> |
| V6 - 2.8L (173 CID)    | 1985-82 | Stamped 4874                      | <b>594-020</b> |
| V6 - 3.1L (189 CID)    | 2005-94 | -                                 | <b>594-148</b> |
| V6 - 3.3L (204 CID)    | 1993    | -                                 | <b>594-087</b> |
| V6 - 3.3L (204 CID)    | 1992-89 | -                                 | <b>594-044</b> |
| V6 - 3.8L (231 CID)    | 1988-86 | -                                 | <b>594-003</b> |
| V8 - 5.0L (305 CID)    | 1980-77 | -                                 | <b>594-009</b> |
| V8 - 5.7L (350 CID)    | 1979-78 | -                                 | <b>594-009</b> |
| V8 - 5.7L (350 CID)    | 1977    | VIN L                             | <b>594-009</b> |

| Make/Model/Engine           | Years   | Description                         | Dorman #       |
|-----------------------------|---------|-------------------------------------|----------------|
| <b>BUICK (continued)</b>    |         |                                     |                |
| <b>CENTURY (continued)</b>  |         |                                     |                |
| V8 - 5.7L (350 CID)         | 1977    | VIN R                               | <b>594-117</b> |
| V8 - 6.6L (403 CID)         | 1977    | -                                   | <b>594-117</b> |
| <b>ELECTRA, ELECTRA 225</b> |         |                                     |                |
| V6 - 3.8L (231 CID)         | 1990-88 | -                                   | <b>594-001</b> |
| V6 - 3.8L (231 CID)         | 1987-86 | Stamped 25527381 or 25527009        | <b>594-003</b> |
| V6 - 3.8L (231 CID)         | 1987-86 | Stamped 25532179                    | <b>594-150</b> |
| V8 - 5.0L (307 CID)         | 1984-81 | -                                   | <b>594-028</b> |
| V8 - 5.7L (350 CID)         | 1980-79 | VIN R                               | <b>594-028</b> |
| V8 - 5.7L (350 CID)         | 1978-77 | VIN R                               | <b>594-117</b> |
| V8 - 6.6L (403 CID)         | 1979    | -                                   | <b>594-028</b> |
| V8 - 6.6L (403 CID)         | 1978-77 | -                                   | <b>594-117</b> |
| <b>ESTATE WAGON</b>         |         |                                     |                |
| V8 - 5.0L (307 CID)         | 1990-81 | -                                   | <b>594-028</b> |
| V8 - 5.7L (350 CID)         | 1980-79 | VIN R                               | <b>594-028</b> |
| V8 - 5.7L (350 CID)         | 1978-77 | VIN R                               | <b>594-117</b> |
| V8 - 6.6L (403 CID)         | 1979    | -                                   | <b>594-028</b> |
| V8 - 6.6L (403 CID)         | 1978-77 | -                                   | <b>594-117</b> |
| <b>LESABRE</b>              |         |                                     |                |
| V6 - 3.8L (231 CID)         | 1999-95 | -                                   | <b>594-004</b> |
| V6 - 3.8L (231 CID)         | 1994-93 | -                                   | <b>594-034</b> |
| V6 - 3.8L (231 CID)         | 1992-91 | -                                   | <b>594-005</b> |
| V6 - 3.8L (231 CID)         | 1990-89 | -                                   | <b>594-001</b> |
| V6 - 3.8L (231 CID)         | 1988    | VIN 3, Stamped 25527381 or 25527009 | <b>594-003</b> |
| V6 - 3.8L (231 CID)         | 1988    | VIN 3, Stamped 25532179             | <b>594-150</b> |
| V6 - 3.8L (231 CID)         | 1988    | VIN C                               | <b>594-001</b> |
| V6 - 3.8L (231 CID)         | 1987-86 | Stamped 25527381 or 25527009        | <b>594-003</b> |
| V6 - 3.8L (231 CID)         | 1987-86 | Stamped 25532179                    | <b>594-150</b> |
| V8 - 5.0L (305 CID)         | 1978    | -                                   | <b>594-009</b> |
| V8 - 5.0L (307 CID)         | 1985-81 | -                                   | <b>594-028</b> |
| V8 - 5.7L (350 CID)         | 1980-79 | VIN R                               | <b>594-028</b> |
| V8 - 5.7L (350 CID)         | 1978-77 | VIN R                               | <b>594-117</b> |
| V8 - 6.6L (400 CID)         | 1975    | -                                   | <b>594-158</b> |
| V8 - 6.6L (403 CID)         | 1978-77 | -                                   | <b>594-117</b> |
| <b>PARK AVENUE</b>          |         |                                     |                |
| V6 - 3.8L (231 CID)         | 1999-95 | VIN 1, Supercharged                 | <b>594-122</b> |
| V6 - 3.8L (231 CID)         | 1999-95 | VIN K                               | <b>594-004</b> |
| V6 - 3.8L (231 CID)         | 1994-93 | VIN 1, Supercharged                 | <b>594-161</b> |
| V6 - 3.8L (231 CID)         | 1994-93 | VIN L                               | <b>594-034</b> |
| V6 - 3.8L (231 CID)         | 1992    | VIN L                               | <b>594-005</b> |
| V6 - 3.8L (231 CID)         | 1991    | -                                   | <b>594-005</b> |
| <b>REGAL</b>                |         |                                     |                |
| V6 - 2.8L (173 CID)         | 1989-88 | Auto Trans                          | <b>594-008</b> |
| V6 - 3.1L (189 CID)         | 1996-94 | -                                   | <b>594-148</b> |
| V6 - 3.1L (189 CID)         | 1993    | Exc. Calif                          | <b>594-008</b> |
| V6 - 3.1L (189 CID)         | 1992-89 | -                                   | <b>594-008</b> |
| V6 - 3.8L (231 CID)         | 2004-96 | VIN 1, Supercharged                 | <b>594-122</b> |
| V6 - 3.8L (231 CID)         | 2004-96 | VIN K                               | <b>594-004</b> |
| V6 - 3.8L (231 CID)         | 1995    | -                                   | <b>594-004</b> |
| V6 - 3.8L (231 CID)         | 1994-93 | -                                   | <b>594-034</b> |
| V6 - 3.8L (231 CID)         | 1992-90 | -                                   | <b>594-005</b> |
| V8 - 5.0L (305 CID)         | 1982    | -                                   | <b>594-009</b> |

# Harmonic Balancer Applications

| Make/Model/Engine  | Years   | Description                           | Dorman # |
|--|---------|---------------------------------------|----------|
| <b>BUICK (continued)</b>                                 |         |                                       |          |
| <b>REGAL (continued)</b>                                 |         |                                       |          |
| V8 - 5.0L (305 CID)                                      | 1980-77 | -                                     | 594-009  |
| V8 - 5.0L (307 CID)                                      | 1987-86 | -                                     | 594-028  |
| V8 - 5.7L (350 CID)                                      | 1977    | VIN L                                 | 594-009  |
| V8 - 5.7L (350 CID)                                      | 1977    | VIN R                                 | 594-117  |
| <b>RENDEZVOUS</b>  |         |                                       |          |
| V6 - 3.4L (207 CID)                                      | 2005-02 | -                                     | 594-148  |
| <b>RIVIERA, REATTA</b>                                   |         |                                       |          |
| V6 - 3.8L (231 CID)                                      | 1999-96 | VIN 1, Supercharged                   | 594-122  |
| V6 - 3.8L (231 CID)                                      | 1999-96 | VIN K                                 | 594-004  |
| V6 - 3.8L (231 CID)                                      | 1995    | VIN 1, Supercharged, Casting 24502031 | 594-122  |
| V6 - 3.8L (231 CID)                                      | 1995    | VIN K                                 | 594-004  |
| V6 - 3.8L (231 CID)                                      | 1992-91 | -                                     | 594-005  |
| V6 - 3.8L (231 CID)                                      | 1990-88 | -                                     | 594-001  |
| V6 - 3.8L (231 CID)                                      | 1987-86 | -                                     | 594-150  |
| V8 - 5.0L (307 CID)                                      | 1985-80 | -                                     | 594-028  |
| V8 - 5.7L (350 CID)                                      | 1980    | -                                     | 594-028  |
| V8 - 5.7L (350 CID)                                      | 1979-77 | VIN R                                 | 594-117  |
| V8 - 6.6L (403 CID)                                      | 1978-77 | -                                     | 594-117  |
| <b>ROADMASTER</b>  |         |                                       |          |
| V8 - 5.0L (305 CID)                                      | 1991    | -                                     | 594-009  |
| V8 - 5.7L (350 CID)                                      | 1996-94 | -                                     | 594-017  |
| V8 - 5.7L (350 CID)                                      | 1993-92 | -                                     | 594-009  |
| <b>SKYLARK, SOMERSET</b>                                 |         |                                       |          |
| L4 - 2.3L (138 CID)                                      | 1995-88 | -                                     | 594-043  |
| L4 - 2.4L (146 CID)                                      | 1998-96 | -                                     | 594-043  |
| L6 - 4.1L (250 CID)                                      | 1971-68 | wo/Air Cond Or Heavy Duty Cooling     | 594-014  |
| V6 - 2.8L (173 CID)                                      | 1985-84 | VIN X,Z-Stamped 4874                  | 594-020  |
| V6 - 2.8L (173 CID)                                      | 1985-82 | VIN X,Z-Stamped 4955                  | 594-147  |
| V6 - 3.1L (189 CID)                                      | 1998-94 | -                                     | 594-148  |
| V6 - 3.3L (204 CID)                                      | 1993    | -                                     | 594-087  |
| V6 - 3.3L (204 CID)                                      | 1992-89 | -                                     | 594-044  |
| V8 - 4.3L (260 CID)                                      | 1976-75 | -                                     | 594-028  |
| V8 - 5.0L (305 CID)                                      | 1979-77 | -                                     | 594-009  |
| V8 - 5.7L (350 CID)                                      | 1979-78 | -                                     | 594-009  |
| V8 - 5.7L (350 CID)                                      | 1977    | VIN L                                 | 594-009  |
| V8 - 5.7L (350 CID)                                      | 1977    | VIN R                                 | 594-117  |
| <b>SPECIAL</b>   |         |                                       |          |
| L6 - 4.1L (250 CID)                                      | 1969-68 | wo/Air Cond Or Heavy Duty Cooling     | 594-014  |
| <b>CADILLAC</b>  |         |                                       |          |
| <b>ALLANTE</b>   |         |                                       |          |
| V8 - 4.1L (250 CID)                                      | 1988-87 | -                                     | 594-042  |
| V8 - 4.5L (273 CID)                                      | 1992-89 | -                                     | 594-042  |
| <b>CATERA</b>  |         |                                       |          |
| V6 - 3.0L (181 CID)                                      | 2001-97 | -                                     | 594-153  |
| <b>CIMARRON</b>  |         |                                       |          |
| V6 - 2.8L (173 CID)                                      | 1988-87 | Auto Trans                            | 594-008  |
| <b>CONCOURS</b>  |         |                                       |          |
| V8 - 4.6L (281 CID)                                      | 1999-94 | -                                     | 594-195  |
| <b>CTS</b>   |         |                                       |          |
| V6 - 3.2L (197 CID)                                      | 2005-03 | -                                     | 594-153  |
| V8 - 5.7L (350 CID)                                      | 2005-04 | -                                     | 594-115  |
| <b>DEVILLE</b>   |         |                                       |          |
| V8 - 4.1L (250 CID)                                      | 1987-86 | -                                     | 594-042  |
| V8 - 4.5L (273 CID)                                      | 1990-88 | -                                     | 594-042  |
| V8 - 4.6L (281 CID)                                      | 1999-96 | -                                     | 594-195  |
| V8 - 4.9L (300 CID)                                      | 1995-91 | -                                     | 594-042  |
| <b>ELDORADO</b>  |         |                                       |          |
| V8 - 4.1L (250 CID)                                      | 1987-86 | -                                     | 594-042  |
| V8 - 4.5L (273 CID)                                      | 1990-88 | -                                     | 594-042  |
| V8 - 4.6L (281 CID)                                      | 1999-94 | -                                     | 594-195  |
| V8 - 4.9L (300 CID)                                      | 1993-91 | -                                     | 594-042  |
| V8 - 5.7L (350 CID)                                      | 1980    | VIN 8                                 | 594-028  |
| V8 - 5.7L (350 CID)                                      | 1979    | VIN B                                 | 594-117  |
| <b>ESCALADE</b>  |         |                                       |          |
| V8 - 5.7L (350 CID)                                      | 2000-99 | -                                     | 594-121  |
| <b>FLEETWOOD, FLEETWOOD BROUGHAM, COMMERCIAL CHASSIS</b> |         |                                       |          |
| V8 - 4.1L (250 CID)                                      | 1987-86 | -                                     | 594-042  |
| V8 - 4.5L (273 CID)                                      | 1990-88 | -                                     | 594-042  |
| V8 - 4.9L (300 CID)                                      | 1993-91 | -                                     | 594-042  |
| V8 - 5.0L (305 CID)                                      | 1992-91 | -                                     | 594-009  |
| V8 - 5.0L (307 CID)                                      | 1990-87 | VIN 9                                 | 594-117  |
| V8 - 5.0L (307 CID)                                      | 1990-86 | VIN Y                                 | 594-028  |
| V8 - 5.7L (350 CID)                                      | 1996-94 | -                                     | 594-017  |
| V8 - 5.7L (350 CID)                                      | 1993-90 | -                                     | 594-009  |
| <b>SEVILLE</b>   |         |                                       |          |
| V8 - 4.1L (250 CID)                                      | 1987-86 | -                                     | 594-042  |
| V8 - 4.5L (273 CID)                                      | 1990-88 | -                                     | 594-042  |
| V8 - 4.6L (281 CID)                                      | 1999-94 | -                                     | 594-195  |
| V8 - 4.9L (300 CID)                                      | 1993-91 | -                                     | 594-042  |

| Make/Model/Engine  | Years   | Description                       | Dorman # |
|--|---------|-----------------------------------|----------|
| <b>CADILLAC (continued)</b>                              |         |                                   |          |
| <b>SEVILLE (continued)</b>                               |         |                                   |          |
| V8 - 5.7L (350 CID)                                      | 1980    | VIN 8                             | 594-028  |
| V8 - 5.7L (350 CID)                                      | 1978-75 | VIN B, R                          | 594-117  |
| <b>CHEVROLET</b>   |         |                                   |          |
| <b>BEL AIR, BISCAYNE, BROOKWOOD, KINGSWOOD, TOWNSMAN</b> |         |                                   |          |
| L6 - 4.1L (250 CID)                                      | 1973-65 | wo/Air Cond Or Heavy Duty Cooling | 594-014  |
| V8 - 5.4L (327 CID)                                      | 1969    | -                                 | 594-012  |
| V8 - 5.7L (350 CID)                                      | 1975-71 | Exc. Special Hi-Perf              | 594-012  |
| V8 - 5.7L (350 CID)                                      | 1970-69 | Exc. Special Hi-Perf, 2-Bbl Carb  | 594-012  |
| V8 - 5.7L (350 CID)                                      | 1970-69 | Exc. Special Hi-Perf, 4-Bbl Carb  | 594-002  |
| V8 - 6.5L (396 CID)                                      | 1969-68 | -                                 | 594-030  |
| V8 - 6.6L (400 CID)                                      | 1975-73 | -                                 | 594-016  |
| V8 - 6.6L (400 CID)                                      | 1972-70 | 2-Bbl Carb                        | 594-016  |
| V8 - 6.6L (400 CID)                                      | 1972-70 | 4-Bbl Carb                        | 594-030  |
| V8 - 6.6L (402 CID)                                      | 1972-71 | -                                 | 594-030  |
| V8 - 7.0L (427 CID)                                      | 1969-66 | Exc. Special Hi-Perf              | 594-030  |
| V8 - 7.0L (427 CID)                                      | 1969-66 | Special Hi-Perf                   | 594-113  |
| V8 - 7.4L (454 CID)                                      | 1975-70 | -                                 | 594-010  |
| <b>BERETTA</b>   |         |                                   |          |
| L4 - 2.3L (138 CID)                                      | 1994-93 | -                                 | 594-043  |
| L4 - 2.3L (138 CID)                                      | 1992-90 | 164mm Diameter                    | 594-043  |
| V6 - 2.8L (173 CID)                                      | 1989-87 | Auto Trans                        | 594-008  |
| V6 - 3.1L (189 CID)                                      | 1996-94 | -                                 | 594-148  |
| V6 - 3.1L (189 CID)                                      | 1993    | Exc. Calif                        | 594-008  |
| V6 - 3.1L (189 CID)                                      | 1992-90 | -                                 | 594-008  |
| <b>CAMARO</b>  |         |                                   |          |
| L6 - 4.1L (250 CID)                                      | 1979-77 | -                                 | 594-015  |
| L6 - 4.1L (250 CID)                                      | 1976-75 | -                                 | 594-029  |
| L6 - 4.1L (250 CID)                                      | 1974-68 | wo/Air Cond Or Heavy Duty Cooling | 594-014  |
| V6 - 2.8L (173 CID)                                      | 1989-88 | -                                 | 594-147  |
| V6 - 2.8L (173 CID)                                      | 1987-82 | Stamped 4955                      | 594-147  |
| V6 - 2.8L (173 CID)                                      | 1987-82 | Stamped 9033                      | 594-013  |
| V6 - 3.1L (189 CID)                                      | 1992-90 | -                                 | 594-147  |
| V6 - 3.8L (229 CID)                                      | 1981-80 | -                                 | 594-142  |
| V6 - 3.8L (231 CID)                                      | 1997    | Auto Trans                        | 594-004  |
| V6 - 3.8L (231 CID)                                      | 1996-95 | -                                 | 594-004  |
| V8 - 5.0L (305 CID)                                      | 1992-85 | VIN E,G,H                         | 594-009  |
| V8 - 5.0L (305 CID)                                      | 1992-85 | VIN F                             | 594-012  |
| V8 - 5.0L (305 CID)                                      | 1984-77 | -                                 | 594-009  |
| V8 - 5.0L (305 CID)                                      | 1976    | -                                 | 594-012  |
| V8 - 5.0L (307 CID)                                      | 1973-69 | -                                 | 594-156  |
| V8 - 5.4L (327 CID)                                      | 1969    | -                                 | 594-012  |
| V8 - 5.7L (350 CID)                                      | 2002-98 | -                                 | 594-127  |
| V8 - 5.7L (350 CID)                                      | 1997-93 | -                                 | 594-017  |
| V8 - 5.7L (350 CID)                                      | 1992-87 | -                                 | 594-012  |
| V8 - 5.7L (350 CID)                                      | 1981-77 | -                                 | 594-009  |
| V8 - 5.7L (350 CID)                                      | 1976    | -                                 | 594-012  |
| V8 - 5.7L (350 CID)                                      | 1975-71 | Exc. Special Hi-Perf              | 594-012  |
| V8 - 5.7L (350 CID)                                      | 1970-69 | Exc. Special Hi-Perf, 2-Bbl Carb  | 594-012  |
| V8 - 5.7L (350 CID)                                      | 1970-69 | Exc. Special Hi-Perf, 4-Bbl Carb  | 594-002  |
| V8 - 6.5L (396 CID)                                      | 1970-67 | Exc. Special Hi-Perf              | 594-030  |
| V8 - 6.5L (396 CID)                                      | 1970-67 | Special Hi-Perf                   | 594-113  |
| V8 - 6.6L (402 CID)                                      | 1972-70 | -                                 | 594-030  |
| V8 - 7.0L (427 CID)                                      | 1969    | Exc. Special Hi-Perf              | 594-030  |
| <b>CAPRICE</b>   |         |                                   |          |
| L6 - 4.1L (250 CID)                                      | 1979-77 | wo/Air Cond                       | 594-015  |
| L6 - 4.1L (250 CID)                                      | 1969-67 | wo/Air Cond Or Heavy Duty Cooling | 594-014  |
| V6 - 3.8L (229 CID)                                      | 1984-80 | -                                 | 594-142  |
| V6 - 4.3L (262 CID)                                      | 1993-92 | -                                 | 594-047  |
| V6 - 4.3L (262 CID)                                      | 1986-85 | -                                 | 594-142  |
| V8 - 4.3L (265 CID)                                      | 1996-94 | -                                 | 594-017  |
| V8 - 5.0L (305 CID)                                      | 1993-77 | -                                 | 594-009  |
| V8 - 5.0L (307 CID)                                      | 1990-86 | -                                 | 594-028  |
| V8 - 5.4L (327 CID)                                      | 1969    | -                                 | 594-012  |
| V8 - 5.7L (350 CID)                                      | 1996-94 | -                                 | 594-017  |
| V8 - 5.7L (350 CID)                                      | 1993-86 | -                                 | 594-009  |
| V8 - 5.7L (350 CID)                                      | 1985-80 | VIN 6,L                           | 594-009  |
| V8 - 5.7L (350 CID)                                      | 1979-77 | -                                 | 594-009  |
| V8 - 5.7L (350 CID)                                      | 1976    | -                                 | 594-012  |
| V8 - 5.7L (350 CID)                                      | 1975-71 | Exc. Special Hi-Perf              | 594-012  |
| V8 - 5.7L (350 CID)                                      | 1970-69 | Exc. Special Hi-Perf, 2-Bbl Carb  | 594-012  |
| V8 - 5.7L (350 CID)                                      | 1970-69 | Exc. Special Hi-Perf, 4-Bbl Carb  | 594-002  |
| V8 - 6.5L (396 CID)                                      | 1969-67 | -                                 | 594-030  |
| V8 - 6.6L (400 CID)                                      | 1976-73 | -                                 | 594-016  |
| V8 - 6.6L (400 CID)                                      | 1972-70 | 2-Bbl Carb                        | 594-016  |
| V8 - 6.6L (400 CID)                                      | 1972-70 | 4-Bbl Carb                        | 594-030  |
| V8 - 6.6L (402 CID)                                      | 1972-71 | -                                 | 594-030  |
| V8 - 7.0L (427 CID)                                      | 1969-66 | Exc. Special Hi-Perf              | 594-030  |
| V8 - 7.0L (427 CID)                                      | 1969-66 | Special Hi-Perf                   | 594-113  |
| V8 - 7.4L (454 CID)                                      | 1976-70 | -                                 | 594-010  |

Harmonic Balancers

**Power Steering Pulleys**  
pg. 317-326

**Quick Disconnect™**  
pg. 327-396

**Radiator Fan Assemblies**  
pg. 397-430

**Rear Axle Shaft Kits**  
pg. 431-434

**Side View Mirror Assemblies**  
pg. 435-468

**Dorman® Balancers Include New Woodruff Keys (where required)**

Harmonic Balancers

# Harmonic Balancer Applications

| Make/<br>Model/Engine        | Years   | Description                           | Dorman # |
|------------------------------|---------|---------------------------------------|----------|
| <b>CHEVROLET (continued)</b> |         |                                       |          |
| <b>CAVALIER</b>              |         |                                       |          |
| L4 - 2.3L (138 CID)          | 1995    | -                                     | 594-043  |
| L4 - 2.4L (146 CID)          | 2002-96 | -                                     | 594-043  |
| V6 - 2.8L (173 CID)          | 1989-87 | Auto Trans                            | 594-008  |
| V6 - 3.1L (189 CID)          | 1994-90 | -                                     | 594-008  |
| <b>CELEBRITY</b>             |         |                                       |          |
| L4 - 2.5L (151 CID)          | 1990-87 | -                                     | 594-027  |
| V6 - 2.8L (173 CID)          | 1989-87 | Auto Trans                            | 594-008  |
| V6 - 2.8L (173 CID)          | 1986-82 | VIN X,Z-Stamped 4874                  | 594-020  |
| V6 - 2.8L (173 CID)          | 1986-82 | VIN X,Z-Stamped 4955                  | 594-147  |
| V6 - 3.1L (189 CID)          | 1990    | -                                     | 594-008  |
| <b>CHEVELLE</b>              |         |                                       |          |
| L6 - 4.1L (250 CID)          | 1973-67 | wo/Air Cond Or Heavy Duty Cooling     | 594-014  |
| V8 - 5.0L (307 CID)          | 1973-69 | -                                     | 594-156  |
| V8 - 5.7L (350 CID)          | 1973-71 | Exc. Special Hi-Perf                  | 594-012  |
| V8 - 5.7L (350 CID)          | 1970-69 | Exc. Special Hi-Perf, 2-Bbl Carb      | 594-012  |
| V8 - 5.7L (350 CID)          | 1970-69 | Exc. Special Hi-Perf, 4-Bbl Carb      | 594-002  |
| V8 - 6.5L (396 CID)          | 1969-67 | Exc. Special Hi-Perf                  | 594-030  |
| V8 - 6.5L (396 CID)          | 1969-66 | Special Hi-Perf                       | 594-113  |
| V8 - 6.6L (400 CID)          | 1971-70 | 2-Bbl Carb                            | 594-016  |
| V8 - 6.6L (400 CID)          | 1971-70 | 4-Bbl Carb                            | 594-030  |
| V8 - 6.6L (402 CID)          | 1972-70 | -                                     | 594-030  |
| V8 - 7.4L (454 CID)          | 1973-70 | -                                     | 594-010  |
| <b>CHEVY II</b>              |         |                                       |          |
| V8 - 5.0L (307 CID)          | 1969    | -                                     | 594-156  |
| <b>CITATION</b>              |         |                                       |          |
| V6 - 2.8L (173 CID)          | 1985-84 | VIN X,Z-Stamped 4874                  | 594-020  |
| V6 - 2.8L (173 CID)          | 1985-82 | VIN X,Z-Stamped 4955                  | 594-147  |
| <b>CORSICA</b>               |         |                                       |          |
| V6 - 2.8L (173 CID)          | 1989-87 | Auto Trans                            | 594-008  |
| V6 - 3.1L (189 CID)          | 1996-94 | -                                     | 594-148  |
| V6 - 3.1L (189 CID)          | 1993    | Exc. Calif                            | 594-008  |
| V6 - 3.1L (189 CID)          | 1992-90 | -                                     | 594-008  |
| <b>CORVETTE</b>              |         |                                       |          |
| V8 - 5.0L (305 CID)          | 1980    | -                                     | 594-012  |
| V8 - 5.7L (350 CID)          | 2004-01 | VIN G, S                              | 594-115  |
| V8 - 5.7L (350 CID)          | 1996-92 | VIN P                                 | 594-107  |
| V8 - 5.7L (350 CID)          | 1996    | VIN 5                                 | 594-114  |
| V8 - 5.7L (350 CID)          | 1995-90 | VIN J                                 | 594-116  |
| V8 - 5.7L (350 CID)          | 1991-90 | VIN 8                                 | 594-012  |
| V8 - 5.7L (350 CID)          | 1989-81 | -                                     | 594-012  |
| V8 - 5.7L (350 CID)          | 1980-72 | Exc. Special Hi-Perf                  | 594-012  |
| V8 - 5.7L (350 CID)          | 1971-69 | Exc. Special Hi-Perf                  | 594-002  |
| V8 - 7.0L (427 CID)          | 1969-66 | Exc. Special Hi-Perf (Aluminum Heads) | 594-030  |
| V8 - 7.0L (427 CID)          | 1969-66 | Special Hi-Perf                       | 594-113  |
| V8 - 7.4L (454 CID)          | 1974-70 | -                                     | 594-010  |
| <b>IMPALA, IMPALA SS</b>     |         |                                       |          |
| L6 - 4.1L (250 CID)          | 1979-77 | wo/Air Cond                           | 594-015  |
| L6 - 4.1L (250 CID)          | 1973-65 | wo/Air Cond Or Heavy Duty Cooling     | 594-014  |
| V6 - 3.4L (207 CID)          | 2005-00 | -                                     | 594-148  |
| V6 - 3.8L (229 CID)          | 1984-80 | -                                     | 594-142  |
| V6 - 3.8L (231 CID)          | 2005-04 | VIN 1, Supercharged                   | 594-122  |
| V6 - 3.8L (231 CID)          | 2005-04 | VIN K                                 | 594-004  |
| V6 - 3.8L (231 CID)          | 2003-00 | -                                     | 594-004  |
| V6 - 4.3L (262 CID)          | 1985    | -                                     | 594-142  |
| V8 - 5.0L (305 CID)          | 1985-77 | -                                     | 594-009  |
| V8 - 5.4L (327 CID)          | 1969    | -                                     | 594-012  |
| V8 - 5.7L (350 CID)          | 1996-94 | -                                     | 594-017  |
| V8 - 5.7L (350 CID)          | 1985-80 | VIN 6,L                               | 594-009  |
| V8 - 5.7L (350 CID)          | 1979-77 | -                                     | 594-009  |
| V8 - 5.7L (350 CID)          | 1976    | -                                     | 594-012  |
| V8 - 5.7L (350 CID)          | 1975-71 | Exc. Special Hi-Perf                  | 594-012  |
| V8 - 5.7L (350 CID)          | 1970-69 | Exc. Special Hi-Perf, 2-Bbl Carb      | 594-012  |
| V8 - 5.7L (350 CID)          | 1970-69 | Exc. Special Hi-Perf, 4-Bbl Carb      | 594-002  |
| V8 - 6.5L (396 CID)          | 1969-68 | -                                     | 594-030  |
| V8 - 6.6L (400 CID)          | 1975-73 | -                                     | 594-016  |
| V8 - 6.6L (400 CID)          | 1972-70 | 2-Bbl Carb                            | 594-016  |
| V8 - 6.6L (400 CID)          | 1972-70 | 4-Bbl Carb                            | 594-030  |
| V8 - 6.6L (402 CID)          | 1972-71 | -                                     | 594-030  |
| V8 - 7.0L (427 CID)          | 1969-66 | Exc. Special Hi-Perf                  | 594-030  |
| V8 - 7.0L (427 CID)          | 1969-66 | Special Hi-Perf                       | 594-113  |
| V8 - 7.4L (454 CID)          | 1976-70 | -                                     | 594-010  |
| <b>LAGUNA</b>                |         |                                       |          |
| V8 - 5.0L (305 CID)          | 1976    | -                                     | 594-012  |
| V8 - 5.7L (350 CID)          | 1976    | -                                     | 594-012  |
| V8 - 5.7L (350 CID)          | 1975-73 | Exc. Special Hi-Perf                  | 594-012  |
| V8 - 6.6L (400 CID)          | 1976-74 | -                                     | 594-016  |
| V8 - 7.4L (454 CID)          | 1974-73 | -                                     | 594-010  |
| <b>LUMINA</b>                |         |                                       |          |
| L4 - 2.5L (151 CID)          | 1992-90 | -                                     | 594-027  |

| Make/<br>Model/Engine              | Years   | Description                       | Dorman # |
|------------------------------------|---------|-----------------------------------|----------|
| <b>CHEVROLET (continued)</b>       |         |                                   |          |
| <b>LUMINA (continued)</b>          |         |                                   |          |
| V6 - 3.1L (189 CID)                | 2001-95 | -                                 | 594-148  |
| V6 - 3.1L (189 CID)                | 1994    | -                                 | 594-008  |
| V6 - 3.1L (189 CID)                | 1993    | VIN T, Exc. Calif                 | 594-008  |
| V6 - 3.1L (189 CID)                | 1993    | VIN W                             | 594-008  |
| V6 - 3.1L (189 CID)                | 1992-90 | -                                 | 594-008  |
| V6 - 3.8L (231 CID)                | 1999-98 | -                                 | 594-004  |
| <b>LUMINA APV</b>                  |         |                                   |          |
| V6 - 3.4L (207 CID)                | 1996    | -                                 | 594-148  |
| V6 - 3.8L (231 CID)                | 1995    | -                                 | 594-004  |
| V6 - 3.8L (231 CID)                | 1994-93 | -                                 | 594-034  |
| V6 - 3.8L (231 CID)                | 1992    | -                                 | 594-005  |
| <b>MALIBU</b>                      |         |                                   |          |
| L4 - 2.4L (146 CID)                | 1999-97 | -                                 | 594-043  |
| L6 - 4.1L (250 CID)                | 1977    | -                                 | 594-015  |
| L6 - 4.1L (250 CID)                | 1976-75 | -                                 | 594-029  |
| L6 - 4.1L (250 CID)                | 1974-73 | wo/Air Cond Or Heavy Duty Cooling | 594-014  |
| V6 - 3.1L (189 CID)                | 2003-97 | -                                 | 594-148  |
| V6 - 3.3L (200 CID)                | 1979-78 | -                                 | 594-142  |
| V6 - 3.8L (229 CID)                | 1983-80 | -                                 | 594-142  |
| V8 - 5.0L (305 CID)                | 1983-77 | -                                 | 594-009  |
| V8 - 5.0L (305 CID)                | 1976    | -                                 | 594-012  |
| V8 - 5.0L (307 CID)                | 1973    | -                                 | 594-156  |
| V8 - 5.7L (350 CID)                | 1981-80 | -                                 | 594-009  |
| V8 - 5.7L (350 CID)                | 1979    | VIN 4, Exc. Special Hi-Perf       | 594-012  |
| V8 - 5.7L (350 CID)                | 1979    | VIN L                             | 594-009  |
| V8 - 5.7L (350 CID)                | 1978-77 | -                                 | 594-009  |
| V8 - 5.7L (350 CID)                | 1976    | -                                 | 594-012  |
| V8 - 5.7L (350 CID)                | 1975-73 | Exc. Special Hi-Perf              | 594-012  |
| V8 - 6.5L (396 CID)                | 1967-66 | Special Hi-Perf                   | 594-113  |
| V8 - 6.6L (400 CID)                | 1976-74 | -                                 | 594-016  |
| V8 - 7.4L (454 CID)                | 1975-73 | -                                 | 594-010  |
| <b>MONTE CARLO</b>                 |         |                                   |          |
| V6 - 3.1L (189 CID)                | 1999-95 | -                                 | 594-148  |
| V6 - 3.3L (200 CID)                | 1979-78 | -                                 | 594-142  |
| V6 - 3.4L (207 CID)                | 2005-00 | -                                 | 594-148  |
| V6 - 3.8L (229 CID)                | 1984-80 | -                                 | 594-142  |
| V6 - 3.8L (231 CID)                | 2005-04 | VIN 1, Supercharged               | 594-122  |
| V6 - 3.8L (231 CID)                | 2005-04 | VIN K                             | 594-004  |
| V6 - 3.8L (231 CID)                | 2003-98 | -                                 | 594-004  |
| V6 - 4.3L (262 CID)                | 1986-85 | -                                 | 594-142  |
| V8 - 5.0L (305 CID)                | 1988-77 | -                                 | 594-009  |
| V8 - 5.0L (305 CID)                | 1976    | -                                 | 594-012  |
| V8 - 5.7L (350 CID)                | 1981-77 | -                                 | 594-009  |
| V8 - 5.7L (350 CID)                | 1976    | -                                 | 594-012  |
| V8 - 5.7L (350 CID)                | 1975-71 | Exc. Special Hi-Perf              | 594-012  |
| V8 - 5.7L (350 CID)                | 1970    | Exc. Special Hi-Perf, 2-Bbl Carb  | 594-012  |
| V8 - 5.7L (350 CID)                | 1970    | Exc. Special Hi-Perf, 4-Bbl Carb  | 594-002  |
| V8 - 6.6L (400 CID)                | 1976-73 | -                                 | 594-016  |
| V8 - 6.6L (400 CID)                | 1972-70 | 2-Bbl Carb                        | 594-016  |
| V8 - 6.6L (400 CID)                | 1972-70 | 4-Bbl Carb                        | 594-030  |
| V8 - 6.6L (402 CID)                | 1972-70 | -                                 | 594-030  |
| V8 - 7.4L (454 CID)                | 1975-70 | -                                 | 594-010  |
| <b>MONZA</b>                       |         |                                   |          |
| V8 - 4.3L (262 CID)                | 1976-75 | -                                 | 594-156  |
| V8 - 5.0L (305 CID)                | 1979-76 | -                                 | 594-012  |
| V8 - 5.7L (350 CID)                | 1975    | Exc. Special Hi-Perf              | 594-012  |
| <b>NOVA, CHEVY II</b>              |         |                                   |          |
| L6 - 4.1L (250 CID)                | 1979-77 | -                                 | 594-015  |
| L6 - 4.1L (250 CID)                | 1976-75 | -                                 | 594-029  |
| L6 - 4.1L (250 CID)                | 1974-67 | wo/Air Cond Or Heavy Duty Cooling | 594-014  |
| V8 - 4.3L (262 CID)                | 1975    | -                                 | 594-156  |
| V8 - 5.0L (305 CID)                | 1979-77 | -                                 | 594-009  |
| V8 - 5.0L (305 CID)                | 1976    | -                                 | 594-012  |
| V8 - 5.0L (307 CID)                | 1973-70 | -                                 | 594-156  |
| V8 - 5.7L (350 CID)                | 1979-77 | -                                 | 594-009  |
| V8 - 5.7L (350 CID)                | 1976    | -                                 | 594-012  |
| V8 - 5.7L (350 CID)                | 1970-69 | Exc. Special Hi-Perf, 2-Bbl Carb  | 594-012  |
| V8 - 5.7L (350 CID)                | 1970-69 | Exc. Special Hi-Perf, 4-Bbl Carb  | 594-002  |
| V8 - 6.5L (396 CID)                | 1970-68 | -                                 | 594-030  |
| V8 - 6.6L (402 CID)                | 1970    | -                                 | 594-030  |
| <b>VENTURE VAN</b>                 |         |                                   |          |
| V6 - 3.4L (207 CID)                | 2005-97 | -                                 | 594-148  |
| <b>CHEVROLET, GMC TRUCK</b>        |         |                                   |          |
| <b>ASTRO, SAFARI</b>               |         |                                   |          |
| V6 - 4.3L (262 CID)                | 2005-96 | -                                 | 594-181  |
| V6 - 4.3L (262 CID)                | 1995-94 | VIN W                             | 594-047  |
| V6 - 4.3L (262 CID)                | 1993-85 | -                                 | 594-047  |
| <b>BLAZER, JIMMY, TAHOE, YUKON</b> |         |                                   |          |
| L6 - 4.1L (250 CID)                | 1982-77 | -                                 | 594-015  |

# Harmonic Balancer Applications

| Make/Model/Engine                              | Years   | Description                       | Dorman # |
|--|---------|-----------------------------------|----------|
| <b>CHEVROLET, GMC TRUCK (continued)</b>        |         |                                   |          |
| <b>BLAZER, JIMMY, TAHOE, YUKON (continued)</b> |         |                                   |          |
| L6 - 4.1L (250 CID)                            | 1976-75 | -                                 | 594-029  |
| L6 - 4.1L (250 CID)                            | 1974-73 | -                                 | 594-014  |
| L6 - 4.1L (250 CID)                            | 1972-69 | wo/Air Cond Or Heavy Duty Cooling | 594-014  |
| L6 - 4.8L (292 CID)                            | 1975    | 2-Groove Pulley                   | 594-031  |
| V8 - 5.0L (305 CID)                            | 1987-79 | -                                 | 594-009  |
| V8 - 5.0L (305 CID)                            | 1978-77 | -                                 | 594-006  |
| V8 - 5.0L (307 CID)                            | 1973-69 | -                                 | 594-156  |
| V8 - 5.7L (350 CID)                            | 2000-96 | -                                 | 594-121  |
| V8 - 5.7L (350 CID)                            | 1995-87 | -                                 | 594-002  |
| V8 - 5.7L (350 CID)                            | 1986-77 | -                                 | 594-006  |
| V8 - 5.7L (350 CID)                            | 1976-73 | -                                 | 594-002  |
| V8 - 5.7L (350 CID)                            | 1972-71 | -                                 | 594-012  |
| V8 - 5.7L (350 CID)                            | 1970-69 | 2-Bbl Carb                        | 594-012  |
| V8 - 5.7L (350 CID)                            | 1970-69 | 4-Bbl Carb                        | 594-002  |
| V8 - 6.2L (379 CID)                            | 1991-82 | Diesel - Balancer                 | 594-128  |
| V8 - 6.5L (395 CID)                            | 1999-94 | Diesel - Balancer                 | 594-170  |
| V8 - 6.5L (395 CID)                            | 1999-94 | Diesel - Pulley                   | 594-037  |
| V8 - 6.6L (400 CID)                            | 1980-75 | -                                 | 594-016  |
| V8 - 7.4L (454 CID)                            | 1978-73 | -                                 | 594-010  |
| <b>C,K,R,V SERIES PICKUP</b>                   |         |                                   |          |
| L6 - 4.1L (250 CID)                            | 1984-77 | -                                 | 594-015  |
| L6 - 4.1L (250 CID)                            | 1976-75 | -                                 | 594-029  |
| L6 - 4.1L (250 CID)                            | 1974-73 | -                                 | 594-014  |
| L6 - 4.1L (250 CID)                            | 1972-66 | wo/Air Cond Or Heavy Duty Cooling | 594-014  |
| L6 - 4.8L (292 CID)                            | 1988-75 | 2-Groove Pulley                   | 594-031  |
| V6 - 4.3L (262 CID)                            | 1998-96 | -                                 | 594-181  |
| V6 - 4.3L (262 CID)                            | 1993-88 | -                                 | 594-047  |
| V6 - 4.3L (262 CID)                            | 1987-85 | -                                 | 594-142  |
| V8 - 5.0L (305 CID)                            | 1995-88 | -                                 | 594-012  |
| V8 - 5.0L (305 CID)                            | 1987-77 | -                                 | 594-009  |
| V8 - 5.0L (305 CID)                            | 1976    | -                                 | 594-012  |
| V8 - 5.0L (307 CID)                            | 1973-69 | -                                 | 594-156  |
| V8 - 5.7L (350 CID)                            | 2000-96 | -                                 | 594-121  |
| V8 - 5.7L (350 CID)                            | 1995-87 | -                                 | 594-002  |
| V8 - 5.7L (350 CID)                            | 1986-82 | -                                 | 594-006  |
| V8 - 5.7L (350 CID)                            | 1981-78 | VIN L,M,P                         | 594-006  |
| V8 - 5.7L (350 CID)                            | 1977    | -                                 | 594-006  |
| V8 - 5.7L (350 CID)                            | 1976-75 | -                                 | 594-002  |
| V8 - 5.7L (350 CID)                            | 1974    | VIN V,Y                           | 594-002  |
| V8 - 5.7L (350 CID)                            | 1974    | VIN W                             | 594-012  |
| V8 - 5.7L (350 CID)                            | 1973    | -                                 | 594-002  |
| V8 - 5.7L (350 CID)                            | 1972-71 | -                                 | 594-012  |
| V8 - 5.7L (350 CID)                            | 1970-69 | 2-Bbl Carb                        | 594-012  |
| V8 - 5.7L (350 CID)                            | 1970-69 | 4-Bbl Carb                        | 594-002  |
| V8 - 6.2L (379 CID)                            | 1993-88 | Diesel - Balancer                 | 594-128  |
| V8 - 6.2L (379 CID)                            | 1993-88 | Diesel - Pulley - CK Series Only  | 594-037  |
| V8 - 6.2L (379 CID)                            | 1987-82 | Diesel - Balancer                 | 594-128  |
| V8 - 6.5L (395 CID)                            | 2002-94 | Diesel - Balancer                 | 594-170  |
| V8 - 6.5L (395 CID)                            | 2002-94 | Diesel - Pulley                   | 594-037  |
| V8 - 6.5L (395 CID)                            | 1993-92 | Diesel - Balancer                 | 594-128  |
| V8 - 6.5L (395 CID)                            | 1993-92 | Diesel - Pulley                   | 594-037  |
| V8 - 6.5L (396 CID)                            | 1969-68 | -                                 | 594-030  |
| V8 - 6.6L (400 CID)                            | 1980-75 | -                                 | 594-016  |
| V8 - 6.6L (400 CID)                            | 1972-70 | 2-Bbl Carb                        | 594-016  |
| V8 - 6.6L (400 CID)                            | 1972-70 | 4-Bbl Carb                        | 594-030  |
| V8 - 7.4L (454 CID)                            | 1993-91 | -                                 | 594-026  |
| V8 - 7.4L (454 CID)                            | 1990-79 | -                                 | 594-010  |
| V8 - 7.4L (454 CID)                            | 1978-73 | -                                 | 594-010  |
| <b>CABALLERO, EL CAMINO, SPRINT</b>            |         |                                   |          |
| L6 - 4.1L (250 CID)                            | 1977    | -                                 | 594-015  |
| L6 - 4.1L (250 CID)                            | 1976-75 | -                                 | 594-029  |
| L6 - 4.1L (250 CID)                            | 1973-67 | wo/Air Cond Or Heavy Duty Cooling | 594-014  |
| V6 - 3.3L (200 CID)                            | 1979-78 | -                                 | 594-142  |
| V6 - 3.8L (229 CID)                            | 1984-80 | -                                 | 594-142  |
| V6 - 4.3L (262 CID)                            | 1986-85 | -                                 | 594-142  |
| V8 - 5.0L (305 CID)                            | 1987-77 | -                                 | 594-009  |
| V8 - 5.0L (305 CID)                            | 1976    | -                                 | 594-012  |
| V8 - 5.0L (307 CID)                            | 1973-69 | -                                 | 594-156  |
| V8 - 5.7L (350 CID)                            | 1979-77 | -                                 | 594-009  |
| V8 - 5.7L (350 CID)                            | 1976    | -                                 | 594-012  |
| V8 - 5.7L (350 CID)                            | 1975-71 | Exc. Special Hi-Perf              | 594-012  |
| V8 - 5.7L (350 CID)                            | 1970-69 | Exc. Special Hi-Perf, 2-Bbl Carb  | 594-012  |
| V8 - 5.7L (350 CID)                            | 1970-69 | Exc. Special Hi-Perf, 4-Bbl Carb  | 594-002  |
| V8 - 6.5L (396 CID)                            | 1969-67 | Exc. Special Hi-Perf              | 594-030  |
| V8 - 6.5L (396 CID)                            | 1969-66 | Special Hi-Perf                   | 594-113  |
| V8 - 6.6L (400 CID)                            | 1976-74 | -                                 | 594-016  |
| V8 - 6.6L (400 CID)                            | 1970    | 2-Bbl Carb                        | 594-016  |
| V8 - 6.6L (400 CID)                            | 1970    | 4-Bbl Carb                        | 594-030  |
| V8 - 6.6L (402 CID)                            | 1975-71 | -                                 | 594-030  |

| Make/Model/Engine                               | Years   | Description                       | Dorman # |
|---|---------|-----------------------------------|----------|
| <b>CHEVROLET, GMC TRUCK (continued)</b>         |         |                                   |          |
| <b>CABALLERO, EL CAMINO, SPRINT (continued)</b> |         |                                   |          |
| V8 - 7.4L (454 CID)                             | 1975-70 | -                                 | 594-010  |
| <b>G SERIES VAN, EXPRESS, SAVANA</b>            |         |                                   |          |
| L6 - 4.1L (250 CID)                             | 1984-77 | -                                 | 594-015  |
| L6 - 4.1L (250 CID)                             | 1976-75 | -                                 | 594-029  |
| L6 - 4.1L (250 CID)                             | 1974-73 | -                                 | 594-014  |
| L6 - 4.1L (250 CID)                             | 1972-67 | wo/Air Cond Or Heavy Duty Cooling | 594-014  |
| L6 - 4.8L (292 CID)                             | 1979-75 | 2-Groove Pulley                   | 594-031  |
| V6 - 4.3L (262 CID)                             | 2006-96 | -                                 | 594-181  |
| V6 - 4.3L (262 CID)                             | 1995    | Under 8500 Lb GWW                 | 594-047  |
| V6 - 4.3L (262 CID)                             | 1994-85 | -                                 | 594-047  |
| V8 - 5.0L (305 CID)                             | 1995-77 | -                                 | 594-012  |
| V8 - 5.0L (305 CID)                             | 1985-78 | -                                 | 594-012  |
| V8 - 5.0L (307 CID)                             | 1973-69 | -                                 | 594-156  |
| V8 - 5.0L (307 CID)                             | 2002-96 | VIN R                             | 594-121  |
| V8 - 5.7L (350 CID)                             | 1996    | VIN K                             | 594-002  |
| V8 - 5.7L (350 CID)                             | 1995-73 | -                                 | 594-002  |
| V8 - 5.7L (350 CID)                             | 1972-71 | -                                 | 594-012  |
| V8 - 5.7L (350 CID)                             | 1970    | 2-Bbl Carb                        | 594-012  |
| V8 - 5.7L (350 CID)                             | 1970    | 4-Bbl Carb                        | 594-002  |
| V8 - 6.2L (379 CID)                             | 1993-83 | Diesel - Balancer                 | 594-128  |
| V8 - 6.5L (395 CID)                             | 2002-94 | Diesel - Balancer                 | 594-170  |
| V8 - 6.5L (395 CID)                             | 2002-94 | Diesel - Pulley                   | 594-037  |
| V8 - 6.6L (400 CID)                             | 1980-75 | -                                 | 594-016  |
| V8 - 7.4L (454 CID)                             | 1993-91 | -                                 | 594-026  |
| V8 - 7.4L (454 CID)                             | 1990-74 | -                                 | 594-010  |
| <b>MEDIUM DUTY CONVENTIONAL CAB</b>             |         |                                   |          |
| L6 - 4.8L (292 CID)                             | 1987-83 | 2-Groove Pulley                   | 594-031  |
| V8 - 5.7L (350 CID)                             | 1990-83 | -                                 | 594-002  |
| <b>MEDIUM DUTY FORWARD CONTROL</b>              |         |                                   |          |
| L6 - 4.8L (292 CID)                             | 1990    | 2-Groove Pulley                   | 594-031  |
| L6 - 4.8L (292 CID)                             | 1989-79 | 2-Groove Pulley                   | 594-031  |
| V6 - 4.3L (262 CID)                             | 1990    | 3-Groove Pulley                   | 594-047  |
| V6 - 4.3L (262 CID)                             | 1989    | -                                 | 594-047  |
| <b>P SERIES FORWARD CONTROL</b>                 |         |                                   |          |
| L6 - 4.1L (250 CID)                             | 1979-77 | -                                 | 594-015  |
| L6 - 4.1L (250 CID)                             | 1976-75 | -                                 | 594-029  |
| L6 - 4.1L (250 CID)                             | 1974-73 | -                                 | 594-014  |
| L6 - 4.1L (250 CID)                             | 1972-66 | wo/Air Cond Or Heavy Duty Cooling | 594-014  |
| L6 - 4.8L (292 CID)                             | 1989-75 | 2-Groove Pulley                   | 594-031  |
| V6 - 4.3L (262 CID)                             | 1999-96 | -                                 | 594-181  |
| V6 - 4.3L (262 CID)                             | 1994-90 | -                                 | 594-047  |
| V8 - 5.0L (305 CID)                             | 1979    | -                                 | 594-009  |
| V8 - 5.0L (307 CID)                             | 1969    | -                                 | 594-156  |
| V8 - 5.7L (350 CID)                             | 1999-96 | -                                 | 594-121  |
| V8 - 5.7L (350 CID)                             | 1995-87 | -                                 | 594-002  |
| V8 - 5.7L (350 CID)                             | 1986-83 | -                                 | 594-006  |
| V8 - 5.7L (350 CID)                             | 1982-80 | Exc. Motorhome                    | 594-006  |
| V8 - 5.7L (350 CID)                             | 1982-80 | Motorhome                         | 594-002  |
| V8 - 5.7L (350 CID)                             | 1979-78 | -                                 | 594-006  |
| V8 - 5.7L (350 CID)                             | 1977    | Exc. Motorhome                    | 594-006  |
| V8 - 5.7L (350 CID)                             | 1977    | Motorhome                         | 594-002  |
| V8 - 5.7L (350 CID)                             | 1976-73 | -                                 | 594-002  |
| V8 - 5.7L (350 CID)                             | 1972-71 | -                                 | 594-012  |
| V8 - 5.7L (350 CID)                             | 1970    | 2-Bbl Carb                        | 594-012  |
| V8 - 5.7L (350 CID)                             | 1970    | 4-Bbl Carb                        | 594-002  |
| V8 - 6.2L (379 CID)                             | 1993-82 | Diesel - Balancer                 | 594-128  |
| V8 - 6.5L (395 CID)                             | 1999-94 | Diesel - Balancer                 | 594-170  |
| V8 - 6.5L (395 CID)                             | 1999-94 | Diesel - Pulley                   | 594-037  |
| V8 - 6.6L (400 CID)                             | 1980-76 | -                                 | 594-016  |
| V8 - 6.6L (400 CID)                             | 1972    | 2-Bbl Carb                        | 594-016  |
| V8 - 6.6L (400 CID)                             | 1972    | 4-Bbl Carb                        | 594-030  |
| V8 - 7.4L (454 CID)                             | 1993-91 | -                                 | 594-026  |
| V8 - 7.4L (454 CID)                             | 1990-70 | -                                 | 594-010  |
| <b>S SERIES BLAZER, JIMMY</b>                   |         |                                   |          |
| V6 - 2.8L (173 CID)                             | 1989-88 | -                                 | 594-147  |
| V6 - 2.8L (173 CID)                             | 1987    | -                                 | 594-013  |
| V6 - 2.8L (173 CID)                             | 1986-84 | Stamped 4955                      | 594-147  |
| V6 - 2.8L (173 CID)                             | 1986-84 | Stamped 9033                      | 594-013  |
| V6 - 2.8L (173 CID)                             | 1983    | -                                 | 594-013  |
| V6 - 4.3L (262 CID)                             | 2005-95 | -                                 | 594-181  |
| V6 - 4.3L (262 CID)                             | 1994-93 | VIN W                             | 594-047  |
| V6 - 4.3L (262 CID)                             | 1992-88 | -                                 | 594-047  |
| <b>S SERIES PICKUP SONOMA, SYCLONE, TYPHOON</b> |         |                                   |          |
| V6 - 2.8L (173 CID)                             | 1993-88 | -                                 | 594-147  |
| V6 - 2.8L (173 CID)                             | 1987    | -                                 | 594-013  |
| V6 - 2.8L (173 CID)                             | 1986-84 | Stamped 4955                      | 594-147  |
| V6 - 2.8L (173 CID)                             | 1986-84 | Stamped 9033                      | 594-013  |
| V6 - 2.8L (173 CID)                             | 1983-82 | -                                 | 594-013  |
| V6 - 4.3L (262 CID)                             | 2004-95 | -                                 | 594-181  |

Harmonic Balancers

# Harmonic Balancer Applications

| Make/<br>Model/Engine  | Years   | Description                       | Dorman # |
|--|---------|-----------------------------------|----------|
| <b>CHEVROLET, GMC TRUCK (continued)</b>                      |         |                                   |          |
| <b>S SERIES PICKUP, SONOMA, SYCLONE, TYPHOON (continued)</b> |         |                                   |          |
| V6 - 4.3L (262 CID)  | 1994-93 | VIN W                             | 594-047  |
| V6 - 4.3L (262 CID)  | 1992-88 | -                                 | 594-047  |
| <b>SCHOOL BUS</b>  |         |                                   |          |
| L6 - 4.8L (292 CID)  | 1983    | 2-Groove Pulley                   | 594-031  |
| V8 - 5.7L (350 CID)  | 1991-83 | -                                 | 594-002  |
| V8 - 6.5L (395 CID)  | 1998-97 | Diesel - Balancer                 | 594-170  |
| V8 - 6.5L (395 CID)  | 1998-97 | Diesel - Pulley                   | 594-037  |
| <b>SIERRA</b>  |         |                                   |          |
| V6 - 4.3L (262 CID)  | 2006-99 | -                                 | 594-181  |
| <b>SILVERADO</b>   |         |                                   |          |
| V6 - 4.3L (262 CID)  | 2006-99 | -                                 | 594-181  |
| <b>SUBURBAN</b>  |         |                                   |          |
| L6 - 4.1L (250 CID)  | 1980-77 | -                                 | 594-015  |
| L6 - 4.1L (250 CID)  | 1976-75 | -                                 | 594-029  |
| L6 - 4.1L (250 CID)  | 1974-73 | -                                 | 594-014  |
| L6 - 4.1L (250 CID)  | 1972-66 | wo/Air Cond Or Heavy Duty Cooling | 594-014  |
| L6 - 4.8L (292 CID)  | 1986-75 | 2-Groove Pulley                   | 594-031  |
| V8 - 5.0L (305 CID)  | 1987-85 | -                                 | 594-009  |
| V8 - 5.0L (305 CID)  | 1984-77 | -                                 | 594-006  |
| V8 - 5.0L (305 CID)  | 1976    | -                                 | 594-012  |
| V8 - 5.0L (307 CID)  | 1973-69 | -                                 | 594-156  |
| V8 - 5.7L (350 CID)  | 1999-96 | -                                 | 594-121  |
| V8 - 5.7L (350 CID)  | 1995-87 | -                                 | 594-002  |
| V8 - 5.7L (350 CID)  | 1986-82 | -                                 | 594-006  |
| V8 - 5.7L (350 CID)  | 1981-78 | VIN L,M,P                         | 594-006  |
| V8 - 5.7L (350 CID)  | 1977    | -                                 | 594-006  |
| V8 - 5.7L (350 CID)  | 1976-75 | -                                 | 594-002  |
| V8 - 5.7L (350 CID)  | 1974    | VIN VY                            | 594-002  |
| V8 - 5.7L (350 CID)  | 1974    | VIN W                             | 594-012  |
| V8 - 5.7L (350 CID)  | 1973    | -                                 | 594-002  |
| V8 - 5.7L (350 CID)  | 1972-71 | -                                 | 594-012  |
| V8 - 5.7L (350 CID)  | 1970-69 | 2-Bbl Carb                        | 594-012  |
| V8 - 5.7L (350 CID)  | 1970-69 | 4-Bbl Carb                        | 594-002  |
| V8 - 6.2L (379 CID)  | 1993-82 | Diesel - Balancer                 | 594-128  |
| V8 - 6.5L (395 CID)  | 1999-94 | Diesel - Balancer                 | 594-170  |
| V8 - 6.5L (395 CID)  | 1999-94 | Diesel - Pulley                   | 594-037  |
| V8 - 6.5L (395 CID)  | 1993-92 | Diesel - Balancer                 | 594-128  |
| V8 - 6.5L (396 CID)  | 1969-68 | -                                 | 594-030  |
| V8 - 6.6L (400 CID)  | 1980-75 | -                                 | 594-016  |
| V8 - 6.6L (400 CID)  | 1972-70 | 2-Bbl Carb                        | 594-016  |
| V8 - 6.6L (400 CID)  | 1972-70 | 4-Bbl Carb                        | 594-030  |
| V8 - 7.4L (454 CID)  | 1993-91 | -                                 | 594-026  |
| V8 - 7.4L (454 CID)  | 1990-73 | -                                 | 594-010  |
| <b>CHRYSLER</b>  |         |                                   |          |
| <b>300M</b>  |         |                                   |          |
| V6 - 3.5L (215 CID)  | 2004-99 | -                                 | 594-183  |
| <b>CIRRUS</b>  |         |                                   |          |
| V6 - 2.5L (152 CID)  | 2000-95 | -                                 | 594-186  |
| <b>CONCORDE</b>  |         |                                   |          |
| V6 - 3.2L (197 CID)  | 2001-98 | -                                 | 594-183  |
| V6 - 3.3L (201 CID)  | 1996-93 | -                                 | 594-169  |
| V6 - 3.5L (215 CID)  | 2004-93 | -                                 | 594-183  |
| <b>CORDOBA</b>   |         |                                   |          |
| V8 - 5.2L (318 CID)  | 1983-75 | -                                 | 594-021  |
| V8 - 5.9L (360 CID)  | 1979    | -                                 | 594-132  |
| <b>FIFTH AVENUE</b>  |         |                                   |          |
| V8 - 5.2L (318 CID)  | 1989-83 | -                                 | 594-021  |
| <b>IMPERIAL</b>  |         |                                   |          |
| V6 - 3.3L (201 CID)  | 1991-90 | -                                 | 594-103  |
| V6 - 3.8L (230 CID)  | 1993-91 | -                                 | 594-103  |
| V8 - 5.2L (318 CID)  | 1983-81 | -                                 | 594-021  |
| <b>LEBARON</b>   |         |                                   |          |
| V6 - 3.0L (181 CID)  | 1995-90 | -                                 | 594-130  |
| V8 - 5.2L (318 CID)  | 1981-77 | -                                 | 594-021  |
| V8 - 5.9L (360 CID)  | 1979    | -                                 | 594-132  |
| <b>LHS</b>   |         |                                   |          |
| V6 - 3.5L (215 CID)  | 2001-94 | -                                 | 594-183  |
| <b>NEW YORKER</b>  |         |                                   |          |
| V6 - 3.0L (181 CID)  | 1989-88 | -                                 | 594-130  |
| V6 - 3.3L (201 CID)  | 1993-90 | -                                 | 594-103  |
| V6 - 3.5L (215 CID)  | 1996-94 | -                                 | 594-183  |
| V6 - 3.8L (230 CID)  | 1993-91 | -                                 | 594-103  |
| V8 - 5.2L (318 CID)  | 1982-79 | -                                 | 594-021  |
| V8 - 5.9L (360 CID)  | 1980-79 | -                                 | 594-132  |
| <b>NEWPORT</b>   |         |                                   |          |
| V8 - 5.2L (318 CID)  | 1981-79 | -                                 | 594-021  |
| V8 - 5.9L (360 CID)  | 1980-79 | -                                 | 594-132  |
| <b>PROWLER</b>   |         |                                   |          |
| V6 - 3.5L (215 CID)  | 2002    | -                                 | 594-183  |

| Make/<br>Model/Engine                                       | Years   | Description               | Dorman # |
|---|---------|---------------------------|----------|
| <b>CHRYSLER (continued)</b>                                 |         |                           |          |
| <b>PT CRUISER</b>   |         |                           |          |
| L4 - 2.4L (148 CID)   | 2003-01 | -                         | 594-185  |
| <b>SEBRING</b>  |         |                           |          |
| V6 - 2.5L (152 CID)   | 2000-96 | -                         | 594-186  |
| V6 - 3.0L (181 CID)   | 2005-01 | -                         | 594-176  |
| <b>TOWN &amp; COUNTRY</b>                                   |         |                           |          |
| V8 - 5.2L (318 CID)   | 1981-78 | -                         | 594-021  |
| V8 - 5.9L (360 CID)   | 1979    | -                         | 594-132  |
| <b>TOWN &amp; COUNTRY VAN</b>                               |         |                           |          |
| V6 - 3.3L (201 CID)   | 2006-90 | -                         | 594-103  |
| V6 - 3.8L (230 CID)   | 2006-94 | -                         | 594-103  |
| <b>VOYAGER, GRAND VOYAGER</b>                               |         |                           |          |
| V6 - 3.0L (181 CID)   | 2000    | -                         | 594-130  |
| V6 - 3.3L (201 CID)   | 2003-00 | -                         | 594-103  |
| <b>DODGE</b>  |         |                           |          |
| <b>ASPEN</b>  |         |                           |          |
| V8 - 5.2L (318 CID)   | 1980-76 | -                         | 594-021  |
| V8 - 5.9L (360 CID)   | 1980-79 | -                         | 594-132  |
| <b>AVENGER</b>  |         |                           |          |
| V6 - 2.5L (152 CID)   | 1999-95 | -                         | 594-186  |
| <b>CARAVAN, GRAND CARAVAN</b>                               |         |                           |          |
| V6 - 3.3L (201 CID)   | 2006-90 | -                         | 594-103  |
| V6 - 3.8L (230 CID)   | 2006-94 | -                         | 594-103  |
| <b>CARAVAN, GRAND CARAVAN, MINI RAM VAN, ROYAL MINI RAM</b> |         |                           |          |
| V6 - 3.0L (181 CID)   | 2000-87 | -                         | 594-130  |
| <b>CHALLENGER</b>   |         |                           |          |
| V8 - 5.2L (318 CID)   | 1974-72 | -                         | 594-021  |
| V8 - 5.6L (340 CID)   | 1972    | w/Forged Steel Crankshaft | 594-021  |
| <b>CHARGER</b>  |         |                           |          |
| V8 - 5.2L (318 CID)   | 1978-72 | -                         | 594-021  |
| V8 - 5.6L (340 CID)   | 1972    | w/Forged Steel Crankshaft | 594-021  |
| <b>CORONET</b>  |         |                           |          |
| V8 - 5.2L (318 CID)   | 1976-72 | -                         | 594-021  |
| V8 - 5.6L (340 CID)   | 1972    | w/Forged Steel Crankshaft | 594-021  |
| <b>DART</b>   |         |                           |          |
| V8 - 5.2L (318 CID)   | 1976-72 | -                         | 594-021  |
| V8 - 5.6L (340 CID)   | 1972    | w/Forged Steel Crankshaft | 594-021  |
| <b>DAYTONA</b>  |         |                           |          |
| V6 - 3.0L (181 CID)   | 1993-90 | -                         | 594-130  |
| <b>DIPLOMAT</b>   |         |                           |          |
| V8 - 5.2L (318 CID)   | 1989-77 | -                         | 594-021  |
| V8 - 5.9L (360 CID)   | 1979    | -                         | 594-132  |
| <b>DYNASTY</b>  |         |                           |          |
| V6 - 3.0L (181 CID)   | 1993-88 | -                         | 594-130  |
| V6 - 3.3L (201 CID)   | 1993-90 | -                         | 594-103  |
| <b>INTREPID</b>   |         |                           |          |
| V6 - 3.2L (197 CID)   | 2001-98 | -                         | 594-183  |
| V6 - 3.3L (201 CID)   | 1997-93 | -                         | 594-169  |
| V6 - 3.5L (215 CID)   | 2004-93 | -                         | 594-183  |
| <b>MAGNUM</b>   |         |                           |          |
| V8 - 5.2L (318 CID)   | 1979-78 | -                         | 594-021  |
| V8 - 5.9L (360 CID)   | 1979    | -                         | 594-132  |
| <b>MIRADA</b>   |         |                           |          |
| V8 - 5.2L (318 CID)   | 1983-80 | -                         | 594-021  |
| V8 - 5.9L (360 CID)   | 1980    | -                         | 594-132  |
| <b>MONACO</b>   |         |                           |          |
| V8 - 5.2L (318 CID)   | 1978-75 | -                         | 594-021  |
| <b>NEON</b>   |         |                           |          |
| L4 - 2.0L (122 CID)   | 2003-00 | -                         | 594-185  |
| L4 - 2.0L (122 CID)   | 1999-96 | -                         | 594-101  |
| L4 - 2.0L (122 CID)   | 1995    | SOHC                      | 594-101  |
| L4 - 2.4L (148 CID)   | 2003    | -                         | 594-185  |
| <b>POLARA</b>   |         |                           |          |
| V8 - 5.2L (318 CID)   | 1973-72 | -                         | 594-021  |
| <b>ROYAL MONACO</b>   |         |                           |          |
| V8 - 5.2L (318 CID)   | 1977-75 | -                         | 594-021  |
| <b>SHADOW</b>   |         |                           |          |
| V6 - 3.0L (181 CID)   | 1994-92 | -                         | 594-130  |
| <b>SPIRIT</b>   |         |                           |          |
| V6 - 3.0L (181 CID)   | 1995-89 | -                         | 594-130  |
| <b>ST. REGIS</b>  |         |                           |          |
| V8 - 5.2L (318 CID)   | 1981-79 | -                         | 594-021  |
| V8 - 5.9L (360 CID)   | 1980-79 | -                         | 594-132  |
| <b>STEALTH</b>  |         |                           |          |
| V6 - 3.0L (2972 cc)   | 1996-91 | SOHC                      | 594-144  |
| <b>STRATUS</b>  |         |                           |          |
| L4 - 2.0L (122 CID)   | 1995    | -                         | 594-101  |
| V6 - 2.5L (152 CID)   | 2000-95 | -                         | 594-186  |
| V6 - 3.0L (181 CID)   | 2005-01 | -                         | 594-176  |

# Harmonic Balancer Applications

| Make/<br>Model/Engine     | Years   | Description           | Dorman # |
|---------------------------|---------|-----------------------|----------|
| <b>DODGE TRUCK</b>        |         |                       |          |
| <b>B SERIES VAN</b>       |         |                       |          |
| V6 - 3.9L (239 CID)       | 1991-88 | -                     | 594-021  |
| V8 - 5.2L (318 CID)       | 1993-72 | -                     | 594-021  |
| V8 - 5.9L (360 CID)       | 1998-95 | -                     | 594-133  |
| V8 - 5.9L (360 CID)       | 1993-79 | Auto Trans            | 594-132  |
| V8 - 5.9L (360 CID)       | 1993-79 | Manual Trans          | 594-131  |
| <b>CB300 CUTAWAY CAB</b>  |         |                       |          |
| V8 - 5.2L (318 CID)       | 1980-74 | -                     | 594-021  |
| V8 - 5.9L (360 CID)       | 1980-79 | Auto Trans            | 594-132  |
| V8 - 5.9L (360 CID)       | 1980-79 | Manual Trans          | 594-131  |
| <b>D,W SERIES PICKUP</b>  |         |                       |          |
| V6 - 3.9L (239 CID)       | 1991-88 | -                     | 594-021  |
| V8 - 5.2L (318 CID)       | 1993-72 | -                     | 594-021  |
| V8 - 5.9L (360 CID)       | 1993-79 | Auto Trans            | 594-132  |
| V8 - 5.9L (360 CID)       | 1993-79 | Manual Trans          | 594-131  |
| <b>DAKOTA</b>             |         |                       |          |
| V6 - 3.7L (226 CID)       | 2006-04 | -                     | 594-191  |
| V6 - 3.9L (239 CID)       | 1991-87 | -                     | 594-021  |
| V8 - 4.7L (287 CID)       | 2006-00 | -                     | 594-191  |
| V8 - 5.2L (318 CID)       | 1993-89 | -                     | 594-021  |
| V8 - 5.9L (360 CID)       | 2003-98 | -                     | 594-133  |
| <b>DURANGO</b>            |         |                       |          |
| V6 - 3.7L (226 CID)       | 2006-04 | -                     | 594-191  |
| V8 - 4.7L (287 CID)       | 2006-00 | -                     | 594-191  |
| V8 - 5.9L (360 CID)       | 2003-98 | -                     | 594-133  |
| <b>RAIDER</b>             |         |                       |          |
| V6 - 3.0L (2972 cc)       | 1989    | -                     | 594-164  |
| <b>RAM 1500 PICKUP</b>    |         |                       |          |
| V6 - 3.7L (226 CID)       | 2006-02 | -                     | 594-191  |
| V8 - 4.7L (287 CID)       | 2006-02 | -                     | 594-191  |
| <b>RAM 50 PICKUP</b>      |         |                       |          |
| V6 - 3.0L (2972 cc)       | 1991-90 | -                     | 594-164  |
| <b>RAM SERIES PICKUP</b>  |         |                       |          |
| V8 - 5.9L (360 CID)       | 2003-94 | -                     | 594-133  |
| <b>RAM SERIES VAN</b>     |         |                       |          |
| V8 - 5.9L (360 CID)       | 2003-99 | -                     | 594-133  |
| <b>RAMCHARGER</b>         |         |                       |          |
| V8 - 5.2L (318 CID)       | 1993-74 | -                     | 594-021  |
| V8 - 5.9L (360 CID)       | 1993-79 | Auto Trans            | 594-132  |
| V8 - 5.9L (360 CID)       | 1993-79 | Manual Trans          | 594-131  |
| <b>EAGLE</b>              |         |                       |          |
| <b>SUMMIT</b>             |         |                       |          |
| L4 - 2.4L (2351 cc)       | 1993    | -                     | 594-106  |
| <b>TALON</b>              |         |                       |          |
| L4 - 1.8L (107 CID)       | 1994-93 | -                     | 594-168  |
| L4 - 2.0L (122 CID)       | 1994-90 | -                     | 594-106  |
| <b>VISION</b>             |         |                       |          |
| V6 - 3.3L (201 CID)       | 1997-93 | -                     | 594-169  |
| V6 - 3.5L (215 CID)       | 1997-93 | -                     | 594-183  |
| <b>FORD</b>               |         |                       |          |
| <b>CONTOUR</b>            |         |                       |          |
| V6 - 2.5L (155 CID)       | 2000-95 | -                     | 594-109  |
| <b>COUNTRY SEDAN</b>      |         |                       |          |
| V8 - 5.0L (302 CID)       | 1972    | -                     | 594-023  |
| V8 - 5.0L (302 CID)       | 1971-70 | Exc. Hi-Perf          | 594-023  |
| <b>COUNTRY SQUIRE</b>     |         |                       |          |
| V8 - 5.0L (302 CID)       | 1991-84 | -                     | 594-024  |
| V8 - 5.0L (302 CID)       | 1979    | -                     | 594-023  |
| V8 - 5.0L (302 CID)       | 1972    | -                     | 594-023  |
| V8 - 5.0L (302 CID)       | 1971-70 | Exc. Hi-Perf          | 594-023  |
| V8 - 5.8L (351 CID)       | 1987-83 | -                     | 594-011  |
| V8 - 5.8L (351 CID)       | 1979-77 | 351M Eng              | 594-083  |
| V8 - 5.8L (351 CID)       | 1976-75 | 351M Eng, wo/Air Cond | 594-083  |
| <b>CROWN VICTORIA</b>     |         |                       |          |
| V8 - 4.6L (281 CID)       | 2000-93 | -                     | 594-081  |
| V8 - 4.6L (281 CID)       | 1992    | From 6/22/92          | 594-081  |
| V8 - 5.0L (302 CID)       | 1991-84 | -                     | 594-024  |
| V8 - 5.8L (351 CID)       | 1991-83 | -                     | 594-011  |
| <b>CUSTOM, CUSTOM 500</b> |         |                       |          |
| V8 - 5.0L (302 CID)       | 1972    | -                     | 594-023  |
| V8 - 5.0L (302 CID)       | 1971-70 | Exc. Hi-Perf          | 594-023  |
| V8 - 5.8L (351 CID)       | 1977    | 351M Eng              | 594-083  |
| V8 - 5.8L (351 CID)       | 1976-75 | 351M Eng, wo/Air Cond | 594-083  |
| <b>ESCORT</b>             |         |                       |          |
| L4 - 1.9L (116 CID)       | 1996-91 | -                     | 594-033  |
| L4 - 2.0L (122 CID)       | 2002    | SOHC                  | 594-118  |
| L4 - 2.0L (122 CID)       | 2001-97 | SOHC                  | 594-033  |
| <b>FAIRLANE</b>           |         |                       |          |
| V8 - 5.0L (302 CID)       | 1971-70 | Exc. Hi-Perf          | 594-023  |

| Make/<br>Model/Engine       | Years   | Description              | Dorman # |
|-----------------------------|---------|--------------------------|----------|
| <b>FORD (continued)</b>     |         |                          |          |
| <b>FAIRMONT</b>             |         |                          |          |
| V8 - 5.0L (302 CID)         | 1980    | wo/EEC                   | 594-023  |
| <b>FALCON</b>               |         |                          |          |
| V8 - 5.0L (302 CID)         | 1970    | -                        | 594-023  |
| <b>FOCUS</b>                |         |                          |          |
| L4 - 2.0L (122 CID)         | 2004-02 | SOHC                     | 594-118  |
| L4 - 2.0L (122 CID)         | 2001-00 | SOHC                     | 594-033  |
| <b>GALAXIE, GALAXIE 500</b> |         |                          |          |
| V8 - 5.0L (302 CID)         | 1972    | -                        | 594-023  |
| V8 - 5.0L (302 CID)         | 1971-70 | Exc. Hi-Perf             | 594-023  |
| <b>GRAN TORINO</b>          |         |                          |          |
| V8 - 5.0L (302 CID)         | 1974-72 | -                        | 594-023  |
| V8 - 5.8L (351 CID)         | 1976-75 | 351M Eng                 | 594-083  |
| <b>GRANADA</b>              |         |                          |          |
| V8 - 5.0L (302 CID)         | 1980    | wo/EEC                   | 594-023  |
| V8 - 5.0L (302 CID)         | 1979-75 | -                        | 594-023  |
| V8 - 5.8L (351 CID)         | 1977-75 | 351M Eng                 | 594-083  |
| <b>LTD</b>                  |         |                          |          |
| V8 - 5.0L (302 CID)         | 1985-84 | -                        | 594-024  |
| V8 - 5.0L (302 CID)         | 1980    | wo/EEC                   | 594-023  |
| V8 - 5.0L (302 CID)         | 1979-77 | -                        | 594-023  |
| V8 - 5.0L (302 CID)         | 1972    | -                        | 594-023  |
| V8 - 5.0L (302 CID)         | 1971-70 | Exc. Hi-Perf             | 594-023  |
| V8 - 5.8L (351 CID)         | 1982    | -                        | 594-011  |
| V8 - 5.8L (351 CID)         | 1979    | 351M Eng                 | 594-083  |
| V8 - 5.8L (351 CID)         | 1978    | 351M Eng, Auto Trans     | 594-083  |
| V8 - 5.8L (351 CID)         | 1977    | 351M Eng                 | 594-083  |
| V8 - 5.8L (351 CID)         | 1976-75 | 351M Eng, wo/Air Cond    | 594-083  |
| <b>LTD II</b>               |         |                          |          |
| V8 - 5.0L (302 CID)         | 1979-77 | -                        | 594-023  |
| V8 - 5.8L (351 CID)         | 1979    | 351M Eng                 | 594-083  |
| V8 - 5.8L (351 CID)         | 1978    | 351M Eng, Auto Trans     | 594-083  |
| V8 - 5.8L (351 CID)         | 1977    | 351M Eng                 | 594-083  |
| <b>MAVERICK</b>             |         |                          |          |
| V8 - 5.0L (302 CID)         | 1977-70 | -                        | 594-023  |
| <b>MUSTANG, MUSTANG II</b>  |         |                          |          |
| V6 - 3.8L (232 CID)         | 1995-94 | -                        | 594-051  |
| V8 - 4.6L (281 CID)         | 2002-96 | DOHC                     | 594-110  |
| V8 - 4.6L (281 CID)         | 2000-96 | SOHC                     | 594-081  |
| V8 - 5.0L (302 CID)         | 1995-84 | -                        | 594-024  |
| V8 - 5.0L (302 CID)         | 1973-72 | -                        | 594-023  |
| V8 - 5.0L (302 CID)         | 1971-70 | Exc. Hi-Perf             | 594-023  |
| <b>PROBE</b>                |         |                          |          |
| L4 - 2.0L (122 CID)         | 1995-93 | -                        | 594-134  |
| V6 - 2.5L (152 CID)         | 1997-93 | -                        | 594-120  |
| V6 - 3.0L (182 CID)         | 1992-90 | -                        | 594-180  |
| <b>RANCH WAGON</b>          |         |                          |          |
| V8 - 5.0L (302 CID)         | 1972    | -                        | 594-023  |
| V8 - 5.0L (302 CID)         | 1971-70 | Exc. Hi-Perf             | 594-023  |
| V8 - 5.8L (351 CID)         | 1976    | 351M Eng                 | 594-083  |
| <b>RANCHERO</b>             |         |                          |          |
| V8 - 5.0L (302 CID)         | 1979-72 | -                        | 594-023  |
| V8 - 5.0L (302 CID)         | 1971-70 | Exc. Hi-Perf             | 594-023  |
| V8 - 5.8L (351 CID)         | 1979    | 351M Eng                 | 594-083  |
| V8 - 5.8L (351 CID)         | 1978    | 351M Eng, Auto Trans     | 594-083  |
| V8 - 5.8L (351 CID)         | 1977-75 | 351M Eng                 | 594-083  |
| <b>TAURUS</b>               |         |                          |          |
| V6 - 3.0L (182 CID)         | 2006-96 | 12 Valve                 | 594-125  |
| V6 - 3.0L (182 CID)         | 2006-96 | 24 Valve DOHC, Balancer  | 594-108  |
| V6 - 3.0L (182 CID)         | 2006-96 | 24 Valve DOHC, Pulley    | 594-050  |
| V6 - 3.0L (182 CID)         | 2006-96 | Flex Fuel                | 594-125  |
| V6 - 3.0L (182 CID)         | 1995    | Exc. SHO                 | 594-125  |
| V6 - 3.0L (182 CID)         | 1994-90 | Exc. SHO                 | 594-086  |
| V6 - 3.0L (182 CID)         | 1989    | Exc. SHO                 | 594-084  |
| V6 - 3.0L (182 CID)         | 1988-86 | -                        | 594-084  |
| V6 - 3.2L (195 CID)         | 1995-93 | SHO                      | 594-123  |
| V6 - 3.8L (232 CID)         | 1995-90 | -                        | 594-149  |
| V8 - 3.4L (207 CID)         | 1999-96 | -                        | 594-082  |
| <b>TEMPO</b>                |         |                          |          |
| L4 - 2.3L (140 CID)         | 1994-92 | -                        | 594-007  |
| <b>THUNDERBIRD</b>          |         |                          |          |
| V6 - 3.8L (232 CID)         | 1997-96 | -                        | 594-051  |
| V6 - 3.8L (232 CID)         | 1995-94 | Exc. Supercharged, Calif | 594-051  |
| V8 - 4.6L (281 CID)         | 1997-94 | -                        | 594-081  |
| V8 - 5.0L (302 CID)         | 1993-85 | -                        | 594-024  |
| V8 - 5.0L (302 CID)         | 1984    | Calif, From 2/1/84       | 594-024  |
| V8 - 5.0L (302 CID)         | 1984    | Exc. Calif               | 594-024  |
| V8 - 5.0L (302 CID)         | 1980    | wo/EEC, To 12/2/79       | 594-023  |
| V8 - 5.0L (302 CID)         | 1979-77 | -                        | 594-023  |
| V8 - 5.8L (351 CID)         | 1979    | 351M Eng                 | 594-083  |

Harmonic Balancers

**Clock Springs**  
pg. 21-24

**Control Arms**  
pg. 25-54

**CV Joint Boots & Accessories**  
pg. 55-66

**Door Lock Actuators**  
pg. 67-72

**Exhaust Manifold Kits**  
pg. 73-134

**Dorman® Balancers Include New Woodruff Keys (where required)**

**Harmonic Balancers**

# Harmonic Balancer Applications

| Make/<br>Model/Engine          | Years   | Description                      | Dorman # |
|--------------------------------|---------|----------------------------------|----------|
| <b>FORD (continued)</b>        |         |                                  |          |
| <b>THUNDERBIRD (continued)</b> |         |                                  |          |
| V8 - 5.8L (351 CID)            | 1978    | 351M Eng, Auto Trans             | 594-083  |
| V8 - 5.8L (351 CID)            | 1977-75 | 351M Eng                         | 594-083  |
| <b>TORINO</b>                  |         |                                  |          |
| V8 - 5.0L (302 CID)            | 1974-72 | -                                | 594-023  |
| V8 - 5.0L (302 CID)            | 1971-70 | Exc. Hi-Perf                     | 594-023  |
| V8 - 5.8L (351 CID)            | 1976-75 | 351M Eng                         | 594-083  |
| <b>FORD TRUCK</b>              |         |                                  |          |
| <b>AEROSTAR</b>                |         |                                  |          |
| V6 - 3.0L (182 CID)            | 1997-95 | -                                | 594-125  |
| V6 - 3.0L (182 CID)            | 1994-90 | -                                | 594-086  |
| V6 - 3.0L (182 CID)            | 1989-86 | -                                | 594-084  |
| V6 - 4.0L (245 CID)            | 1997-90 | -                                | 594-111  |
| <b>BRONCO</b>                  |         |                                  |          |
| L6 - 4.9L (300 CID)            | 1992-90 | -                                | 594-152  |
| L6 - 4.9L (300 CID)            | 1989-87 | Single Serpentine Pulley         | 594-152  |
| L6 - 4.9L (300 CID)            | 1989-87 | Triple Pulley                    | 594-077  |
| L6 - 4.9L (300 CID)            | 1986-82 | -                                | 594-077  |
| V8 - 5.0L (302 CID)            | 1995-84 | -                                | 594-024  |
| V8 - 5.0L (302 CID)            | 1981    | Exc. Calif                       | 594-019  |
| V8 - 5.0L (302 CID)            | 1980    | -                                | 594-023  |
| V8 - 5.8L (351 CID)            | 1996-85 | -                                | 594-011  |
| V8 - 5.8L (351 CID)            | 1981-79 | 351M Eng                         | 594-083  |
| V8 - 5.8L (351 CID)            | 1978    | 351M Eng, Auto Trans             | 594-083  |
| <b>BRONCO II</b>               |         |                                  |          |
| V6 - 2.9L (177 CID)            | 1990    | -                                | 594-102  |
| <b>E SERIES ECONOLINE VAN</b>  |         |                                  |          |
| L6 - 4.9L (300 CID)            | 1996-90 | -                                | 594-152  |
| L6 - 4.9L (300 CID)            | 1989-87 | Single Serpentine Pulley         | 594-152  |
| L6 - 4.9L (300 CID)            | 1989-87 | Triple Pulley                    | 594-077  |
| L6 - 4.9L (300 CID)            | 1986-82 | -                                | 594-077  |
| L6 - 4.9L (300 CID)            | 1981-80 | Calif                            | 594-077  |
| V8 - 4.6L (281 CID)            | 2006-97 | -                                | 594-189  |
| V8 - 5.0L (302 CID)            | 1995-84 | -                                | 594-024  |
| V8 - 5.0L (302 CID)            | 1981    | Exc. Calif                       | 594-019  |
| V8 - 5.0L (302 CID)            | 1980-75 | -                                | 594-023  |
| V8 - 5.4L (330 CID)            | 2000-97 | -                                | 594-112  |
| V8 - 5.8L (351 CID)            | 1996-85 | -                                | 594-011  |
| V8 - 5.8L (351 CID)            | 1981-79 | 351M Eng                         | 594-083  |
| V8 - 5.8L (351 CID)            | 1978    | 351M Eng, Auto Trans             | 594-083  |
| V8 - 5.8L (351 CID)            | 1977    | 351M Eng                         | 594-083  |
| V8 - 7.3L (445 CID)            | 2003-96 | -                                | 594-124  |
| V8 - 7.3L (445 CID)            | 1995    | 8 Ribs                           | 594-124  |
| V8 - 7.3L (445 CID)            | 1994-93 | Diesel, wo/Turbo                 | 594-085  |
| V8 - 7.3L (445 CID)            | 1992-88 | Diesel                           | 594-085  |
| V8 - 7.5L (460 CID)            | 1995-80 | -                                | 594-080  |
| V10 - 6.8L (415 CID)           | 2000    | -                                | 594-119  |
| <b>E SERIES SUPER DUTY VAN</b> |         |                                  |          |
| L6 - 4.9L (300 CID)            | 1996    | -                                | 594-152  |
| V8 - 5.4L (330 CID)            | 2000-97 | -                                | 594-112  |
| V8 - 7.3L (445 CID)            | 2002-96 | -                                | 594-124  |
| V10 - 6.8L (415 CID)           | 2000    | -                                | 594-119  |
| <b>ESCAPE</b>                  |         |                                  |          |
| V6 - 3.0L (182 CID)            | 2006-01 | -                                | 594-109  |
| <b>EXCURSION</b>               |         |                                  |          |
| V8 - 5.4L (330 CID)            | 2000    | -                                | 594-112  |
| V8 - 7.3L (445 CID)            | 2003-00 | -                                | 594-124  |
| V10 - 6.8L (415 CID)           | 2000    | -                                | 594-119  |
| <b>EXPEDITION</b>              |         |                                  |          |
| V8 - 4.6L (281 CID)            | 2002-97 | -                                | 594-189  |
| V8 - 5.4L (330 CID)            | 2000-97 | -                                | 594-112  |
| <b>EXPLORER</b>                |         |                                  |          |
| V6 - 4.0L (245 CID)            | 2006-91 | -                                | 594-111  |
| V8 - 5.0L (302 CID)            | 2001-96 | -                                | 594-155  |
| <b>F SERIES PICKUP</b>         |         |                                  |          |
| L6 - 4.9L (300 CID)            | 1995-90 | -                                | 594-152  |
| L6 - 4.9L (300 CID)            | 1989-87 | Single Serpentine Pulley         | 594-152  |
| L6 - 4.9L (300 CID)            | 1989-87 | Triple Pulley                    | 594-077  |
| L6 - 4.9L (300 CID)            | 1986-82 | -                                | 594-077  |
| L6 - 4.9L (300 CID)            | 1981-80 | Calif                            | 594-077  |
| V8 - 4.6L (281 CID)            | 2003-00 | 2WD (6 Groove Pulley)            | 594-081  |
| V8 - 4.6L (281 CID)            | 2003-00 | 4WD                              | 594-189  |
| V8 - 4.6L (281 CID)            | 1999-97 | Romeo Eng, 2WD (6 Groove Pulley) | 594-081  |
| V8 - 4.6L (281 CID)            | 1999-97 | Romeo Eng, 4WD                   | 594-189  |
| V8 - 4.6L (281 CID)            | 1999-97 | Windsor Eng                      | 594-189  |
| V8 - 5.0L (302 CID)            | 1995-84 | -                                | 594-024  |
| V8 - 5.0L (302 CID)            | 1981    | Exc. Calif                       | 594-019  |
| V8 - 5.0L (302 CID)            | 1980-69 | -                                | 594-023  |
| V8 - 5.4L (330 CID)            | 2000-99 | Exc. Lightning                   | 594-112  |
| V8 - 5.8L (351 CID)            | 1997-85 | -                                | 594-011  |

| Make/<br>Model/Engine              | Years   | Description              | Dorman # |
|------------------------------------|---------|--------------------------|----------|
| <b>FORD TRUCK (continued)</b>      |         |                          |          |
| <b>F SERIES PICKUP (continued)</b> |         |                          |          |
| V8 - 5.8L (351 CID)                | 1981-79 | 351M Eng                 | 594-083  |
| V8 - 5.8L (351 CID)                | 1978    | 351M Eng, Auto Trans     | 594-083  |
| V8 - 5.8L (351 CID)                | 1977    | 351M Eng                 | 594-083  |
| V8 - 5.9L (360 CID)                | 1976-73 | -                        | 594-146  |
| V8 - 6.4L (390 CID)                | 1976-73 | -                        | 594-146  |
| V8 - 7.3L (445 CID)                | 2003-96 | -                        | 594-124  |
| V8 - 7.3L (445 CID)                | 1995    | 8 Ribs                   | 594-124  |
| V8 - 7.3L (445 CID)                | 1994-93 | Diesel, wo/Turbo         | 594-085  |
| V8 - 7.3L (445 CID)                | 1992-88 | Diesel                   | 594-085  |
| V8 - 7.5L (460 CID)                | 1995-83 | -                        | 594-080  |
| V10 - 6.8L (415 CID)               | 2000    | -                        | 594-119  |
| <b>F SERIES STRIPPED CHASSIS</b>   |         |                          |          |
| V8 - 7.3L (445 CID)                | 1996    | -                        | 594-124  |
| V8 - 7.3L (445 CID)                | 1995    | 8 Ribs                   | 594-124  |
| <b>M-450</b>                       |         |                          |          |
| V8 - 5.4L (330 CID)                | 1976-75 | -                        | 594-145  |
| V8 - 5.9L (360 CID)                | 1975    | -                        | 594-146  |
| V8 - 6.4L (390 CID)                | 1975    | -                        | 594-146  |
| <b>MEDIUM DUTY</b>                 |         |                          |          |
| V8 - 5.4L (330 CID)                | 1974-73 | -                        | 594-145  |
| <b>P-350</b>                       |         |                          |          |
| V8 - 5.9L (360 CID)                | 1973    | -                        | 594-146  |
| V8 - 6.4L (390 CID)                | 1973    | -                        | 594-146  |
| <b>P350 FORWARD CONTROL</b>        |         |                          |          |
| V8 - 5.0L (302 CID)                | 1976-73 | -                        | 594-023  |
| <b>RANGER</b>                      |         |                          |          |
| V6 - 2.9L (177 CID)                | 1992-90 | -                        | 594-102  |
| V6 - 3.0L (182 CID)                | 2006-95 | -                        | 594-125  |
| V6 - 3.0L (182 CID)                | 1994-91 | -                        | 594-086  |
| V6 - 4.0L (245 CID)                | 2000-90 | -                        | 594-111  |
| <b>WINDSTAR</b>                    |         |                          |          |
| V6 - 3.0L (182 CID)                | 2000-95 | -                        | 594-125  |
| V6 - 3.8L (232 CID)                | 1999-96 | -                        | 594-178  |
| V6 - 3.8L (232 CID)                | 1995    | -                        | 594-051  |
| <b>GMC TRUCK</b>                   |         |                          |          |
| See CHEVROLET, GMC TRUCK           |         |                          |          |
| <b>HONDA</b>                       |         |                          |          |
| <b>ACCORD</b>                      |         |                          |          |
| L4 - 2.2L (2156 cc)                | 1997-94 | -                        | 594-067  |
| L4 - 2.2L (2156 cc)                | 1993-90 | -                        | 594-068  |
| L4 - 2.3L (2254 cc)                | 2002-01 | Manual Trans (USA Built) | 594-187  |
| L4 - 2.3L (2254 cc)                | 2000-99 | USA Built                | 594-187  |
| L4 - 2.3L (2254 cc)                | 1998    | -                        | 594-187  |
| <b>CIVIC</b>                       |         |                          |          |
| L4 - 1.7L (1668 cc)                | 2005-01 | -                        | 594-192  |
| <b>ODYSSEY</b>                     |         |                          |          |
| L4 - 2.2L (2156 cc)                | 1997-95 | -                        | 594-067  |
| <b>PASSPORT</b>                    |         |                          |          |
| V6 - 3.2L (3165 cc)                | 1997-94 | -                        | 594-162  |
| <b>PRELUDE</b>                     |         |                          |          |
| L4 - 2.2L (2156 cc)                | 1996-93 | Exc. VTEC                | 594-068  |
| L4 - 2.2L (2156 cc)                | 1992    | -                        | 594-068  |
| L4 - 2.3L (2259 cc)                | 1996-92 | -                        | 594-068  |
| <b>HYUNDAI</b>                     |         |                          |          |
| <b>ACCENT</b>                      |         |                          |          |
| L4 - 1.5L (1495 cc)                | 1999-95 | DOHC                     | 594-053  |
| L4 - 1.5L (1495 cc)                | 1999-95 | SOHC                     | 594-052  |
| L4 - 1.6L (1600 cc)                | 2005-01 | -                        | 594-053  |
| <b>ELANTRA</b>                     |         |                          |          |
| L4 - 1.6L (1596 cc)                | 1995-92 | -                        | 594-055  |
| <b>EXCEL</b>                       |         |                          |          |
| L4 - 1.5L (1468 cc)                | 1994-90 | -                        | 594-054  |
| <b>SCOUPE</b>                      |         |                          |          |
| L4 - 1.5L (1468 cc)                | 1992-91 | -                        | 594-054  |
| L4 - 1.5L (1495 cc)                | 1995-94 | -                        | 594-052  |
| L4 - 1.5L (1495 cc)                | 1993    | From 11/15/92            | 594-070  |
| L4 - 1.5L (1495 cc)                | 1993    | To 11/15/92              | 594-069  |
| <b>SONATA</b>                      |         |                          |          |
| L4 - 2.0L (1997 cc)                | 1998-95 | -                        | 594-055  |
| V6 - 3.0L (2972 cc)                | 1998-90 | -                        | 594-071  |
| <b>INFINITI</b>                    |         |                          |          |
| <b>I30</b>                         |         |                          |          |
| V6 - 3.0L (2988 cc)                | 2001-96 | -                        | 594-188  |
| <b>ISUZU TRUCK</b>                 |         |                          |          |
| <b>RODEO</b>                       |         |                          |          |
| V6 - 3.2L (3165 cc)                | 1997-94 | -                        | 594-162  |
| <b>JEEP</b>                        |         |                          |          |
| <b>CHEROKEE</b>                    |         |                          |          |
| L4 - 2.5L (150 CID)                | 1990-87 | -                        | 594-137  |
| L4 - 2.5L (150 CID)                | 1986-84 | w/Serpentine Belt        | 594-137  |

# Harmonic Balancer Applications

| Make/<br>Model/Engine       | Years   | Description                             | Dorman # |
|-----------------------------|---------|---|----------|
| <b>JEEP (continued)</b>     |         |   |          |
| <b>CHEROKEE (continued)</b> |         |   |          |
| L6 - 4.0L (242 CID)         | 2000-87 | -                                       | 594-018  |
| L6 - 4.2L (258 CID)         | 1983-81 | Built In Mexico (15th Digit Of VIN = M) | 594-022  |
| L6 - 4.2L (258 CID)         | 1980-75 | -                                       | 594-022  |
| V6 - 2.8L (173 CID)         | 1986-84 | -                                       | 594-018  |
| V8 - 5.9L (360 CID)         | 1983-75 | -                                       | 594-135  |
| <b>CJ5, CJ6, CJ7 SERIES</b> |         |   |          |
| L6 - 4.2L (258 CID)         | 1983-81 | Built In Mexico (15th Digit Of VIN = M) | 594-022  |
| L6 - 4.2L (258 CID)         | 1980-75 | -                                       | 594-022  |
| V6 - 3.8L (232 CID)         | 1978-75 | -                                       | 594-022  |
| <b>CJ7</b>                  |         |   |          |
| L4 - 2.5L (150 CID)         | 1986-84 | w/Serpentine Belt                       | 594-137  |
| <b>COMANCHE</b>             |         |   |          |
| L4 - 2.5L (150 CID)         | 1990-87 | -                                       | 594-137  |
| L4 - 2.5L (150 CID)         | 1986    | w/Serpentine Belt                       | 594-137  |
| L6 - 4.0L (242 CID)         | 1992-87 | -                                       | 594-018  |
| V6 - 2.8L (173 CID)         | 1986    | -                                       | 594-018  |
| <b>COMMANDER</b>            |         |   |          |
| V6 - 3.7L (226 CID)         | 2006    | -                                       | 594-191  |
| V8 - 4.7L (287 CID)         | 2006    | -                                       | 594-191  |
| <b>GRAND CHEROKEE</b>       |         |   |          |
| L6 - 4.0L (242 CID)         | 2000-93 | -                                       | 594-018  |
| V6 - 3.7L (226 CID)         | 2006-05 | -                                       | 594-191  |
| V8 - 4.7L (287 CID)         | 2006-00 | -                                       | 594-191  |
| V8 - 5.9L (360 CID)         | 1998    | -                                       | 594-135  |
| <b>GRAND WAGONEER</b>       |         |   |          |
| L6 - 4.2L (258 CID)         | 1986-84 | Built In Mexico (15th Digit Of VIN = M) | 594-022  |
| V8 - 5.9L (360 CID)         | 1991-84 | -                                       | 594-135  |
| <b>JSERIES TRUCK</b>        |         |   |          |
| L6 - 4.2L (258 CID)         | 1986-81 | Built In Mexico (15th Digit Of VIN = M) | 594-022  |
| L6 - 4.2L (258 CID)         | 1980-75 | -                                       | 594-022  |
| <b>J10</b>                  |         |   |          |
| V8 - 5.9L (360 CID)         | 1988-75 | -                                       | 594-135  |
| <b>J20</b>                  |         |   |          |
| V8 - 5.9L (360 CID)         | 1988-75 | -                                       | 594-135  |
| <b>LIBERTY</b>              |         |   |          |
| V6 - 3.7L (226 CID)         | 2006-03 | -                                       | 594-191  |
| <b>SCRAMBLER</b>            |         |   |          |
| L4 - 2.5L (150 CID)         | 1985-84 | w/Serpentine Belt                       | 594-137  |
| L6 - 4.2L (258 CID)         | 1985-81 | Built In Mexico (15th Digit Of VIN = M) | 594-022  |
| <b>WAGONEER</b>             |         |   |          |
| L4 - 2.5L (150 CID)         | 1987    | -                                       | 594-137  |
| L4 - 2.5L (150 CID)         | 1986-84 | w/Serpentine Belt                       | 594-137  |
| L6 - 4.0L (242 CID)         | 1990-87 | -                                       | 594-018  |
| L6 - 4.2L (258 CID)         | 1983-81 | Built In Mexico (15th Digit Of VIN = M) | 594-022  |
| L6 - 4.2L (258 CID)         | 1980    | -                                       | 594-022  |
| V6 - 2.8L (173 CID)         | 1986-84 | -                                       | 594-018  |
| V8 - 5.9L (360 CID)         | 1983-75 | -                                       | 594-135  |
| <b>WRANGLER</b>             |         |   |          |
| L6 - 4.0L (242 CID)         | 2000-91 | -                                       | 594-018  |
| <b>LEXUS</b>                |         |   |          |
| <b>ES300</b>                |         |   |          |
| V6 - 3.0L (2959 cc)         | 1998-97 | Built In Japan                          | 594-140  |
| V6 - 3.0L (2959 cc)         | 1996    | -                                       | 594-140  |
| V6 - 3.0L (2995 cc)         | 2004-99 | Built In Japan                          | 594-140  |
| V6 - 3.0L (2995 cc)         | 1995-94 | -                                       | 594-140  |
| <b>ES330</b>                |         |   |          |
| V6 - 3.3L (3300 cc)         | 2005-04 | -                                       | 594-140  |
| <b>RX300</b>                |         |   |          |
| V6 - 3.0L (2995 cc)         | 2003-99 | Built In Japan                          | 594-140  |
| <b>RX330</b>                |         |   |          |
| V6 - 3.3L (3300 cc)         | 2005-04 | -                                       | 594-140  |
| <b>RX400H</b>               |         |   |          |
| V6 - 3.3L (3300 cc)         | 2006    | -                                       | 594-140  |
| <b>LINCOLN</b>              |         |   |          |
| <b>CONTINENTAL</b>          |         |   |          |
| V6 - 3.8L (232 CID)         | 1994-90 | -                                       | 594-149  |
| V8 - 5.0L (302 CID)         | 1987-85 | -                                       | 594-024  |
| V8 - 5.0L (302 CID)         | 1984    | Exc. Calif                              | 594-024  |
| V8 - 5.0L (302 CID)         | 1980    | wo/EEC                                  | 594-023  |
| <b>MARK SERIES</b>          |         |   |          |
| V8 - 5.0L (302 CID)         | 1992-85 | -                                       | 594-024  |
| V8 - 5.0L (302 CID)         | 1984    | Exc. Calif                              | 594-024  |
| V8 - 5.0L (302 CID)         | 1980    | wo/EEC                                  | 594-023  |
| <b>NAVIGATOR</b>            |         |   |          |
| V8 - 5.4L (330 CID)         | 2000-98 | Exc. 4-Valve                            | 594-112  |
| <b>TOWN CAR</b>             |         |   |          |
| V8 - 4.6L (281 CID)         | 2000-93 | -                                       | 594-081  |
| V8 - 4.6L (281 CID)         | 1992    | From 6/22/92                            | 594-081  |
| V8 - 5.0L (302 CID)         | 1990-84 | -                                       | 594-024  |

| Make/<br>Model/Engine      | Years   | Description           | Dorman # |
|----------------------------|---------|-----------------------|----------|
| <b>LINCOLN (continued)</b> |         |                       |          |
| <b>VERSAILLES</b>          |         |                       |          |
| V8 - 5.0L (302 CID)        | 1980-77 | wo/EEC                | 594-023  |
| V8 - 5.8L (351 CID)        | 1977    | 351M Eng              | 594-083  |
| <b>MAZDA</b>               |         |                       |          |
| <b>626</b>                 |         |                       |          |
| L4 - 2.0L (1991 cc)        | 2002-98 | -                     | 594-184  |
| L4 - 2.0L (1991 cc)        | 1997-96 | Auto Trans            | 594-184  |
| L4 - 2.0L (1991 cc)        | 1997-96 | Manual Trans          | 594-193  |
| L4 - 2.0L (1991 cc)        | 1995-93 | -                     | 594-134  |
| V6 - 2.5L (2497 cc)        | 1997-93 | -                     | 594-120  |
| <b>MILLENNIA</b>           |         |                       |          |
| V6 - 2.5L (2497 cc)        | 2002-95 | -                     | 594-120  |
| <b>MPV</b>                 |         |                       |          |
| V6 - 2.5L (2497 cc)        | 2001-00 | -                     | 594-109  |
| <b>MX-6</b>                |         |                       |          |
| L4 - 2.0L (1991 cc)        | 1997-96 | Auto Trans            | 594-184  |
| L4 - 2.0L (1991 cc)        | 1997-96 | Manual Trans          | 594-193  |
| L4 - 2.0L (1991 cc)        | 1995-93 | -                     | 594-134  |
| V6 - 2.5L (2497 cc)        | 1997-93 | -                     | 594-120  |
| <b>PROTEGE</b>             |         |                       |          |
| L4 - 1.8L (1839 cc)        | 2000-99 | -                     | 594-184  |
| L4 - 2.0L (2000 cc)        | 2003-01 | -                     | 594-184  |
| <b>PROTEGE 5</b>           |         |                       |          |
| L4 - 2.0L (1975 cc)        | 2003-02 | -                     | 594-184  |
| <b>TRIBUTE</b>             |         |                       |          |
| V6 - 3.0L (2954 cc)        | 2005-01 | -                     | 594-109  |
| <b>MERCURY</b>             |         |                       |          |
| <b>CAPRI</b>               |         |                       |          |
| V8 - 5.0L (302 CID)        | 1986-84 | -                     | 594-024  |
| <b>COLONY PARK</b>         |         |                       |          |
| V8 - 5.0L (302 CID)        | 1991-84 | -                     | 594-024  |
| V8 - 5.0L (302 CID)        | 1979    | -                     | 594-023  |
| V8 - 5.8L (351 CID)        | 1979    | 351M Eng              | 594-083  |
| <b>COMET</b>               |         |                       |          |
| V8 - 5.0L (302 CID)        | 1977-71 | -                     | 594-023  |
| <b>COUGAR</b>              |         |                       |          |
| V6 - 2.5L (155 CID)        | 2002-99 | -                     | 594-109  |
| V6 - 3.8L (232 CID)        | 1997-96 | -                     | 594-051  |
| V6 - 3.8L (232 CID)        | 1995-94 | Calif                 | 594-051  |
| V8 - 4.6L (281 CID)        | 1997-94 | -                     | 594-081  |
| V8 - 5.0L (302 CID)        | 1993-85 | -                     | 594-024  |
| V8 - 5.0L (302 CID)        | 1984    | Calif, From 2/1/84    | 594-024  |
| V8 - 5.0L (302 CID)        | 1984    | Exc. Calif            | 594-024  |
| V8 - 5.0L (302 CID)        | 1980    | wo/EEC, To 12/2/79    | 594-023  |
| V8 - 5.0L (302 CID)        | 1979-77 | -                     | 594-023  |
| V8 - 5.0L (302 CID)        | 1971-70 | Exc. Hi-Perf          | 594-023  |
| V8 - 5.8L (351 CID)        | 1979    | 351M Eng              | 594-083  |
| V8 - 5.8L (351 CID)        | 1978    | 351M Eng, Auto Trans  | 594-083  |
| V8 - 5.8L (351 CID)        | 1977    | 351M Eng              | 594-083  |
| V8 - 5.8L (351 CID)        | 1976-75 | 351M Eng, wo/Air Cond | 594-083  |
| <b>CYCLONE</b>             |         |                       |          |
| V8 - 5.0L (302 CID)        | 1971-70 | -                     | 594-023  |
| <b>GRAND MARQUIS</b>       |         |                       |          |
| V8 - 4.6L (281 CID)        | 2000-93 | -                     | 594-081  |
| V8 - 4.6L (281 CID)        | 1992    | From 6/22/92          | 594-081  |
| V8 - 5.0L (302 CID)        | 1991-84 | -                     | 594-024  |
| V8 - 5.0L (302 CID)        | 1980    | wo/EEC                | 594-023  |
| V8 - 5.0L (302 CID)        | 1979    | -                     | 594-023  |
| V8 - 5.8L (351 CID)        | 1979    | 351M Eng              | 594-083  |
| V8 - 5.8L (351 CID)        | 1978    | 351M Eng, Auto Trans  | 594-083  |
| <b>MARINER</b>             |         |                       |          |
| V6 - 3.0L (182 CID)        | 2006-05 | -                     | 594-109  |
| <b>MARQUIS</b>             |         |                       |          |
| V8 - 5.0L (302 CID)        | 1980    | wo/EEC                | 594-023  |
| V8 - 5.0L (302 CID)        | 1979    | -                     | 594-023  |
| V8 - 5.0L (302 CID)        | 1971-70 | Exc. Hi-Perf          | 594-023  |
| V8 - 5.8L (351 CID)        | 1982    | -                     | 594-011  |
| V8 - 5.8L (351 CID)        | 1979    | 351M Eng              | 594-083  |
| V8 - 5.8L (351 CID)        | 1978    | 351M Eng, Auto Trans  | 594-083  |
| V8 - 5.8L (351 CID)        | 1977    | 351M Eng              | 594-083  |
| V8 - 5.8L (351 CID)        | 1976-75 | 351M Eng, wo/Air Cond | 594-083  |
| <b>MONARCH</b>             |         |                       |          |
| V8 - 5.0L (302 CID)        | 1980    | wo/EEC                | 594-023  |
| V8 - 5.0L (302 CID)        | 1979-75 | -                     | 594-023  |
| V8 - 5.8L (351 CID)        | 1977-75 | 351M Eng              | 594-083  |
| <b>MONTEGO</b>             |         |                       |          |
| V8 - 5.0L (302 CID)        | 1974-72 | -                     | 594-023  |
| V8 - 5.0L (302 CID)        | 1971-70 | Exc. Hi-Perf          | 594-023  |
| V8 - 5.8L (351 CID)        | 1976-75 | 351M Eng, wo/Air Cond | 594-083  |
| <b>MONTEREY</b>            |         |                       |          |
| V8 - 5.0L (302 CID)        | 1971-70 | Exc. Hi-Perf          | 594-023  |

Harmonic Balancers

Fuel Sending  
Units  
pg. 155-176

Fuel  
Tanks  
pg. 177-228

Harmonic  
Balancers  
pg. 229-254

Heater Hose  
Assemblies  
pg. 255-256

Hydraulic  
Clutch Lines  
pg. 257-260

Dorman® Balancers Include  
New Woodruff Keys (where required)

Harmonic Balancers

# Harmonic Balancer Applications

| Make/Model/Engine                   | Years   | Description                         | Dorman # |
|-------------------------------------|---------|-------------------------------------|----------|
| <b>MERCURY (continued)</b>          |         |                                     |          |
| <b>MOUNTAINEER</b>                  |         |                                     |          |
| V6 - 4.0L (245 CID)                 | 2006-98 | -                                   | 594-111  |
| V8 - 5.0L (302 CID)                 | 2001-97 | -                                   | 594-155  |
| <b>MYSTIQUE</b>                     |         |                                     |          |
| V6 - 2.5L (155 CID)                 | 2000-95 | -                                   | 594-109  |
| <b>SABLE</b>                        |         |                                     |          |
| V6 - 3.0L (182 CID)                 | 2005-96 | 12 Valve                            | 594-125  |
| V6 - 3.0L (182 CID)                 | 2005-96 | 24 Valve DOHC, Balancer             | 594-108  |
| V6 - 3.0L (182 CID)                 | 2005-96 | 24 Valve DOHC, Pulley               | 594-050  |
| V6 - 3.0L (182 CID)                 | 1995    | -                                   | 594-125  |
| V6 - 3.0L (182 CID)                 | 1994-90 | -                                   | 594-086  |
| V6 - 3.0L (182 CID)                 | 1989-86 | -                                   | 594-084  |
| V6 - 3.8L (232 CID)                 | 1995-90 | -                                   | 594-149  |
| <b>TOPAZ</b>                        |         |                                     |          |
| L4 - 2.3L (140 CID)                 | 1994-92 | -                                   | 594-007  |
| <b>TRACER</b>                       |         |                                     |          |
| L4 - 1.9L (116 CID)                 | 1996-91 | -                                   | 594-033  |
| L4 - 2.0L (122 CID)                 | 1999-97 | -                                   | 594-033  |
| <b>MITSUBISHI</b>                   |         |                                     |          |
| <b>3000GT</b>                       |         |                                     |          |
| V6 - 3.0L (2972 cc)                 | 1999-97 | SOHC                                | 594-144  |
| <b>DIAMANTE</b>                     |         |                                     |          |
| V6 - 3.0L (2972 cc)                 | 1996-92 | SOHC                                | 594-144  |
| V6 - 3.5L (3497 cc)                 | 2004-97 | -                                   | 594-176  |
| <b>ECLIPSE</b>                      |         |                                     |          |
| L4 - 1.8L (1755 cc)                 | 1994-90 | -                                   | 594-168  |
| L4 - 2.0L (1997 cc)                 | 1999-95 | w/Turbo                             | 594-106  |
| L4 - 2.0L (1997 cc)                 | 1999-95 | wo/Turbo                            | 594-177  |
| L4 - 2.0L (1997 cc)                 | 1992-90 | -                                   | 594-106  |
| V6 - 3.0L (2972 cc)                 | 2005-00 | -                                   | 594-176  |
| <b>ECLIPSE SPYDER</b>               |         |                                     |          |
| L4 - 2.4L (2351 cc)                 | 1999-96 | -                                   | 594-106  |
| V6 - 3.0L (2972 cc)                 | 2001    | -                                   | 594-176  |
| <b>EXPO</b>                         |         |                                     |          |
| L4 - 2.4L (2351 cc)                 | 1993    | -                                   | 594-106  |
| <b>EXPO LRV</b>                     |         |                                     |          |
| L4 - 2.4L (2351 cc)                 | 1993    | -                                   | 594-106  |
| <b>GALANT</b>                       |         |                                     |          |
| L4 - 2.0L (1997 cc)                 | 1992-89 | DOHC                                | 594-106  |
| L4 - 2.4L (2351 cc)                 | 1996-94 | -                                   | 594-106  |
| V6 - 3.0L (2972 cc)                 | 2003-99 | -                                   | 594-176  |
| <b>MIRAGE</b>                       |         |                                     |          |
| L4 - 1.6L (1597 cc)                 | 1988-85 | -                                   | 594-168  |
| <b>PRECIS</b>                       |         |                                     |          |
| L4 - 1.5L (1468 cc)                 | 1993-90 | -                                   | 594-054  |
| <b>MITSUBISHI TRUCK</b>             |         |                                     |          |
| <b>MIGHTY MAX</b>                   |         |                                     |          |
| V6 - 3.0L (2972 cc)                 | 1994-90 | -                                   | 594-164  |
| <b>MONTERO, MONTERO SPORT</b>       |         |                                     |          |
| V6 - 3.0L (2972 cc)                 | 1996-95 | -                                   | 594-056  |
| V6 - 3.0L (2972 cc)                 | 1994-89 | -                                   | 594-164  |
| V6 - 3.5L (3497 cc)                 | 2000-94 | -                                   | 594-056  |
| <b>NISSAN</b>                       |         |                                     |          |
| <b>200SX</b>                        |         |                                     |          |
| L4 - 1.6L (1597 cc)                 | 1998-95 | -                                   | 594-143  |
| <b>MAXIMA</b>                       |         |                                     |          |
| V6 - 3.0L (2988 cc)                 | 2001-95 | -                                   | 594-188  |
| <b>SENTRA</b>                       |         |                                     |          |
| L4 - 1.6L (1597 cc)                 | 1999-95 | -                                   | 594-143  |
| <b>OLDSMOBILE</b>                   |         |                                     |          |
| <b>442</b>                          |         |                                     |          |
| V8 - 5.7L (350 CID)                 | 1970-68 | -                                   | 594-117  |
| V8 - 6.6L (400 CID)                 | 1969-68 | -                                   | 594-117  |
| V8 - 7.5L (455 CID)                 | 1971-68 | -                                   | 594-117  |
| <b>88, DELTA 88, 88 ROYALE, LSS</b> |         |                                     |          |
| V6 - 3.8L (231 CID)                 | 1999-96 | VIN K                               | 594-004  |
| V6 - 3.8L (231 CID)                 | 1999-95 | VIN 1, Supercharged                 | 594-122  |
| V6 - 3.8L (231 CID)                 | 1995    | VIN K                               | 594-004  |
| V6 - 3.8L (231 CID)                 | 1994-93 | -                                   | 594-034  |
| V6 - 3.8L (231 CID)                 | 1992-91 | -                                   | 594-005  |
| V6 - 3.8L (231 CID)                 | 1990-89 | -                                   | 594-001  |
| V6 - 3.8L (231 CID)                 | 1988    | VIN 3, Stamped 25527381 or 25527009 | 594-003  |
| V6 - 3.8L (231 CID)                 | 1988    | VIN 3, Stamped 25532179             | 594-150  |
| V6 - 3.8L (231 CID)                 | 1988    | VIN C                               | 594-001  |
| V6 - 3.8L (231 CID)                 | 1987-86 | Stamped 25527381 or 25527009        | 594-003  |
| V6 - 3.8L (231 CID)                 | 1987-86 | Stamped 25532179                    | 594-150  |
| V8 - 4.3L (260 CID)                 | 1982-77 | -                                   | 594-028  |
| V8 - 5.0L (307 CID)                 | 1985-80 | -                                   | 594-028  |
| V8 - 5.7L (350 CID)                 | 1980-79 | VIN R                               | 594-028  |
| V8 - 5.7L (350 CID)                 | 1978-76 | VIN R                               | 594-117  |
| V8 - 5.7L (350 CID)                 | 1977    | VIN L                               | 594-009  |

| Make/Model/Engine                                | Years   | Description                  | Dorman # |
|--|---------|------------------------------|----------|
| <b>OLDSMOBILE (continued)</b>                    |         |                              |          |
| <b>88, DELTA 88, 88 ROYALE, LSS (continued)</b>  |         |                              |          |
| V8 - 5.7L (350 CID)                              | 1975-68 | -                            | 594-117  |
| V8 - 6.6L (400 CID)                              | 1975    | -                            | 594-158  |
| V8 - 6.6L (403 CID)                              | 1979    | -                            | 594-028  |
| V8 - 6.6L (403 CID)                              | 1978-77 | -                            | 594-117  |
| V8 - 7.5L (455 CID)                              | 1976-68 | -                            | 594-117  |
| <b>98, 98 REGENCY</b>                            |         |                              |          |
| V6 - 3.8L (231 CID)                              | 1996    | -                            | 594-004  |
| V6 - 3.8L (231 CID)                              | 1995    | VIN 1, Supercharged          | 594-122  |
| V6 - 3.8L (231 CID)                              | 1995    | VIN K                        | 594-004  |
| V6 - 3.8L (231 CID)                              | 1994-93 | VIN 1, Supercharged          | 594-161  |
| V6 - 3.8L (231 CID)                              | 1994-93 | VIN L                        | 594-034  |
| V6 - 3.8L (231 CID)                              | 1992    | VIN L                        | 594-005  |
| V6 - 3.8L (231 CID)                              | 1991    | -                            | 594-005  |
| V6 - 3.8L (231 CID)                              | 1990-88 | -                            | 594-001  |
| V6 - 3.8L (231 CID)                              | 1987-86 | Stamped 25527381 or 25527009 | 594-003  |
| V6 - 3.8L (231 CID)                              | 1987-86 | Stamped 25532179             | 594-150  |
| V8 - 5.0L (307 CID)                              | 1984-80 | -                            | 594-028  |
| V8 - 5.7L (350 CID)                              | 1980-79 | VIN R                        | 594-028  |
| V8 - 5.7L (350 CID)                              | 1978-77 | VIN R                        | 594-117  |
| V8 - 5.7L (350 CID)                              | 1973-72 | -                            | 594-117  |
| V8 - 6.6L (400 CID)                              | 1975    | -                            | 594-158  |
| V8 - 6.6L (403 CID)                              | 1979    | -                            | 594-028  |
| V8 - 6.6L (403 CID)                              | 1978-77 | -                            | 594-117  |
| V8 - 7.5L (455 CID)                              | 1976-68 | -                            | 594-117  |
| <b>ACHIEVA</b>                                   |         |                              |          |
| L4 - 2.3L (138 CID)                              | 1995-93 | -                            | 594-043  |
| L4 - 2.3L (138 CID)                              | 1992    | VIN 3,D                      | 594-043  |
| L4 - 2.3L (138 CID)                              | 1992    | VIN A, 164mm                 | 594-043  |
| L4 - 2.4L (146 CID)                              | 1998-96 | -                            | 594-043  |
| V6 - 3.1L (189 CID)                              | 1998-94 | -                            | 594-148  |
| V6 - 3.3L (204 CID)                              | 1993    | -                            | 594-087  |
| V6 - 3.3L (204 CID)                              | 1992    | -                            | 594-044  |
| <b>ALERO</b>                                     |         |                              |          |
| L4 - 2.4L (146 CID)                              | 2001-99 | -                            | 594-043  |
| V6 - 3.4L (207 CID)                              | 2004-99 | -                            | 594-148  |
| <b>AURORA</b>                                    |         |                              |          |
| V8 - 4.0L (244 CID)                              | 1998-95 | -                            | 594-195  |
| <b>BRAVADA</b>                                   |         |                              |          |
| V6 - 4.3L (262 CID)                              | 2001-96 | -                            | 594-181  |
| V6 - 4.3L (262 CID)                              | 1994-91 | -                            | 594-047  |
| <b>CALAIS, CUTLASS CALAIS</b>                    |         |                              |          |
| L4 - 2.3L (138 CID)                              | 1991-89 | VIN A, 164mm                 | 594-043  |
| L4 - 2.3L (138 CID)                              | 1991-89 | VIN D                        | 594-043  |
| L4 - 2.3L (138 CID)                              | 1988-87 | -                            | 594-043  |
| V6 - 3.3L (204 CID)                              | 1991-89 | -                            | 594-044  |
| V8 - 4.3L (260 CID)                              | 1982-80 | -                            | 594-028  |
| V8 - 4.3L (260 CID)                              | 1979    | VIN F                        | 594-028  |
| V8 - 4.3L (260 CID)                              | 1978    | -                            | 594-028  |
| V8 - 5.0L (305 CID)                              | 1980-78 | -                            | 594-009  |
| V8 - 5.0L (307 CID)                              | 1984    | VIN 9                        | 594-117  |
| V8 - 5.0L (307 CID)                              | 1984    | VIN Y                        | 594-028  |
| V8 - 5.0L (307 CID)                              | 1983-82 | -                            | 594-028  |
| V8 - 5.7L (350 CID)                              | 1980    | VIN R                        | 594-028  |
| V8 - 5.7L (350 CID)                              | 1979    | -                            | 594-028  |
| <b>CIERA, CUTLASS CIERA</b>                      |         |                              |          |
| L4 - 2.5L (151 CID)                              | 1992-87 | -                            | 594-027  |
| V6 - 2.8L (173 CID)                              | 1989-87 | Auto Trans                   | 594-008  |
| V6 - 2.8L (173 CID)                              | 1986-82 | VIN X,Z-Stamped 4874         | 594-020  |
| V6 - 2.8L (173 CID)                              | 1986-82 | VIN X,Z-Stamped 4955         | 594-147  |
| V6 - 3.1L (189 CID)                              | 1996-94 | -                            | 594-148  |
| V6 - 3.3L (204 CID)                              | 1993    | -                            | 594-087  |
| V6 - 3.3L (204 CID)                              | 1992-89 | -                            | 594-044  |
| V6 - 3.8L (231 CID)                              | 1988-86 | -                            | 594-003  |
| <b>CUSTOM CRUISER</b>                            |         |                              |          |
| V8 - 5.0L (305 CID)                              | 1992-91 | -                            | 594-009  |
| V8 - 5.0L (307 CID)                              | 1990-80 | -                            | 594-028  |
| V8 - 5.7L (350 CID)                              | 1992    | -                            | 594-009  |
| V8 - 5.7L (350 CID)                              | 1980-79 | VIN R                        | 594-028  |
| V8 - 5.7L (350 CID)                              | 1978-77 | VIN R                        | 594-117  |
| V8 - 5.7L (350 CID)                              | 1977    | VIN L                        | 594-009  |
| V8 - 5.7L (350 CID)                              | 1973    | -                            | 594-117  |
| V8 - 6.6L (400 CID)                              | 1975    | -                            | 594-158  |
| V8 - 6.6L (403 CID)                              | 1979    | -                            | 594-028  |
| V8 - 6.6L (403 CID)                              | 1978-77 | -                            | 594-117  |
| V8 - 7.5L (455 CID)                              | 1976-71 | -                            | 594-117  |
| <b>CUTLASS, CUTLASS CRUISER, CUTLASS SUPREME</b> |         |                              |          |
| L4 - 2.3L (138 CID)                              | 1991    | -                            | 594-043  |
| L4 - 2.3L (138 CID)                              | 1990    | VIN A, 164mm                 | 594-043  |
| L4 - 2.3L (138 CID)                              | 1990    | VIN D                        | 594-043  |
| L6 - 4.1L (250 CID)                              | 1976-75 | -                            | 594-029  |

# Harmonic Balancer Applications

| Make/Model/Engine  | Years   | Description                       | Dorman # |
|--|---------|-----------------------------------|----------|
| <b>OLDSMOBILE (continued)</b>                                |         |                                   |          |
| <b>CUTLASS, CUTLASS CRUISER, CUTLASS SUPREME (continued)</b> |         |                                   |          |
| L6 - 4.1L (250 CID)  | 1974-68 | wo/Air Cond Or Heavy Duty Cooling | 594-014  |
| V6 - 2.8L (173 CID)  | 1989-88 | Auto Trans                        | 594-008  |
| V6 - 3.1L (189 CID)  | 1999-94 | -                                 | 594-148  |
| V6 - 3.1L (189 CID)  | 1993    | VIN M                             | 594-148  |
| V6 - 3.1L (189 CID)  | 1993    | VIN T, Exc. Calif                 | 594-008  |
| V6 - 3.1L (189 CID)  | 1992-89 | -                                 | 594-008  |
| V8 - 4.3L (260 CID)  | 1982-81 | -                                 | 594-028  |
| V8 - 4.3L (260 CID)  | 1980-79 | VIN F                             | 594-028  |
| V8 - 4.3L (260 CID)  | 1978-75 | -                                 | 594-028  |
| V8 - 5.0L (305 CID)  | 1982-78 | -                                 | 594-009  |
| V8 - 5.0L (307 CID)  | 1987-85 | VIN 9                             | 594-117  |
| V8 - 5.0L (307 CID)  | 1987-85 | VIN Y                             | 594-028  |
| V8 - 5.0L (307 CID)  | 1984-81 | -                                 | 594-028  |
| V8 - 5.7L (350 CID)  | 1980    | VIN R                             | 594-028  |
| V8 - 5.7L (350 CID)  | 1979    | VIN L                             | 594-009  |
| V8 - 5.7L (350 CID)  | 1979    | VIN R                             | 594-028  |
| V8 - 5.7L (350 CID)  | 1978    | VIN L                             | 594-009  |
| V8 - 5.7L (350 CID)  | 1977-76 | -                                 | 594-117  |
| V8 - 5.7L (350 CID)  | 1975-68 | -                                 | 594-117  |
| V8 - 6.6L (403 CID)  | 1977    | -                                 | 594-117  |
| V8 - 7.5L (455 CID)  | 1976-70 | -                                 | 594-117  |
| <b>F-85, HOLIDAY, HOLIDAY 88</b>                             |         |                                   |          |
| L6 - 4.1L (250 CID)  | 1971-66 | wo/Air Cond Or Heavy Duty Cooling | 594-014  |
| V8 - 5.7L (350 CID)  | 1972-68 | -                                 | 594-117  |
| V8 - 7.5L (455 CID)  | 1972-70 | -                                 | 594-117  |
| <b>FIRENZA</b>   |         |                                   |          |
| V6 - 2.8L (173 CID)  | 1987    | Auto Trans                        | 594-008  |
| <b>INTRIGUE</b>  |         |                                   |          |
| V6 - 3.8L (231 CID)  | 1999-98 | -                                 | 594-004  |
| <b>OMEGA</b>   |         |                                   |          |
| L6 - 4.1L (250 CID)  | 1976-75 | -                                 | 594-029  |
| L6 - 4.1L (250 CID)  | 1974-73 | wo/Air Cond Or Heavy Duty Cooling | 594-014  |
| V6 - 2.8L (173 CID)  | 1984-82 | Stamped 4955                      | 594-147  |
| V6 - 2.8L (173 CID)  | 1984    | Stamped 4874                      | 594-020  |
| V8 - 4.3L (260 CID)  | 1977-75 | -                                 | 594-028  |
| V8 - 5.0L (305 CID)  | 1979-77 | -                                 | 594-009  |
| V8 - 5.7L (350 CID)  | 1979-78 | -                                 | 594-009  |
| V8 - 5.7L (350 CID)  | 1977    | VIN L                             | 594-009  |
| V8 - 5.7L (350 CID)  | 1977    | VIN R                             | 594-117  |
| V8 - 5.7L (350 CID)  | 1974-73 | -                                 | 594-117  |
| <b>SILHOUETTE</b>  |         |                                   |          |
| V6 - 3.4L (207 CID)  | 2004-96 | -                                 | 594-148  |
| V6 - 3.8L (231 CID)  | 1995    | -                                 | 594-004  |
| V6 - 3.8L (231 CID)  | 1994-93 | -                                 | 594-034  |
| V6 - 3.8L (231 CID)  | 1992    | -                                 | 594-005  |
| <b>STARFIRE</b>  |         |                                   |          |
| V8 - 5.0L (305 CID)  | 1979-77 | -                                 | 594-012  |
| <b>TORONADO, TROFEO</b>                                      |         |                                   |          |
| V6 - 3.8L (231 CID)  | 1992-91 | -                                 | 594-005  |
| V6 - 3.8L (231 CID)  | 1990-88 | -                                 | 594-001  |
| V6 - 3.8L (231 CID)  | 1987-86 | -                                 | 594-150  |
| V8 - 4.3L (260 CID)  | 1980    | -                                 | 594-028  |
| V8 - 5.0L (305 CID)  | 1980    | -                                 | 594-009  |
| V8 - 5.0L (307 CID)  | 1985-80 | -                                 | 594-028  |
| V8 - 5.7L (350 CID)  | 1980    | VIN R                             | 594-028  |
| V8 - 5.7L (350 CID)  | 1979    | VIN R                             | 594-117  |
| V8 - 6.6L (403 CID)  | 1978-77 | -                                 | 594-117  |
| V8 - 7.5L (455 CID)  | 1976-68 | -                                 | 594-117  |
| <b>VISTA CRUISER</b>   |         |                                   |          |
| V8 - 5.7L (350 CID)  | 1977-68 | -                                 | 594-117  |
| V8 - 6.6L (403 CID)  | 1977    | -                                 | 594-117  |
| V8 - 7.5L (455 CID)  | 1976-70 | -                                 | 594-117  |
| <b>PLYMOUTH</b>  |         |                                   |          |
| <b>ACCLAIM</b>   |         |                                   |          |
| V6 - 3.0L (181 CID)  | 1995-89 | -                                 | 594-130  |
| <b>BARRACUDA, CUDA</b>                                       |         |                                   |          |
| V8 - 5.2L (318 CID)  | 1974-72 | -                                 | 594-021  |
| V8 - 5.6L (340 CID)  | 1972    | w/Forged Steel Crankshaft         | 594-021  |
| <b>COLT</b>  |         |                                   |          |
| L4 - 2.4L (2351 cc)  | 1993    | -                                 | 594-106  |
| <b>COLT VISTA</b>  |         |                                   |          |
| L4 - 2.4L (2351 cc)  | 1993    | -                                 | 594-106  |
| <b>DUSTER</b>  |         |                                   |          |
| V8 - 5.2L (318 CID)  | 1976-72 | -                                 | 594-021  |
| V8 - 5.6L (340 CID)  | 1972    | w/Forged Steel Crankshaft         | 594-021  |
| <b>FURY, FURY I, FURY II, FURY III</b>                       |         |                                   |          |
| V8 - 5.2L (318 CID)  | 1978-72 | -                                 | 594-021  |
| <b>GRAN FURY</b>   |         |                                   |          |
| V8 - 5.2L (318 CID)  | 1989-72 | -                                 | 594-021  |
| V8 - 5.9L (360 CID)  | 1980    | -                                 | 594-132  |

| Make/Model/Engine             | Years   | Description                         | Dorman # |
|-------------------------------|---------|-------------------------------------|----------|
| <b>PLYMOUTH (continued)</b>   |         |                                     |          |
| <b>LASER</b>                  |         |                                     |          |
| L4 - 1.8L (107 CID)           | 1994-90 | -                                   | 594-168  |
| L4 - 2.0L (122 CID)           | 1994-90 | -                                   | 594-106  |
| <b>NEON</b>                   |         |                                     |          |
| L4 - 2.0L (122 CID)           | 2001-00 | -                                   | 594-185  |
| L4 - 2.0L (122 CID)           | 1999-96 | -                                   | 594-101  |
| L4 - 2.0L (122 CID)           | 1995    | SOHC                                | 594-101  |
| <b>PROWLER</b>                |         |                                     |          |
| V6 - 3.5L (215 CID)           | 2001-97 | -                                   | 594-183  |
| <b>ROADRUNNER</b>             |         |                                     |          |
| V8 - 5.2L (318 CID)           | 1975-72 | -                                   | 594-021  |
| V8 - 5.6L (340 CID)           | 1972    | w/Forged Steel Crankshaft           | 594-021  |
| <b>SATELLITE</b>              |         |                                     |          |
| V8 - 5.2L (318 CID)           | 1974-72 | -                                   | 594-021  |
| V8 - 5.6L (340 CID)           | 1972    | w/Forged Steel Crankshaft           | 594-021  |
| <b>SCAMP</b>                  |         |                                     |          |
| V8 - 5.2L (318 CID)           | 1976-72 | -                                   | 594-021  |
| <b>SUNDANCE</b>               |         |                                     |          |
| V6 - 3.0L (181 CID)           | 1994-92 | -                                   | 594-130  |
| <b>VALIANT</b>                |         |                                     |          |
| V8 - 5.2L (318 CID)           | 1976-72 | -                                   | 594-021  |
| <b>VOLARE</b>                 |         |                                     |          |
| V8 - 5.2L (318 CID)           | 1980-76 | -                                   | 594-021  |
| V8 - 5.9L (360 CID)           | 1980-79 | -                                   | 594-132  |
| <b>VOYAGER, GRAND VOYAGER</b> |         |                                     |          |
| V6 - 3.0L (181 CID)           | 2000-87 | -                                   | 594-130  |
| V6 - 3.3L (201 CID)           | 2000-90 | -                                   | 594-103  |
| V6 - 3.8L (230 CID)           | 1999-94 | -                                   | 594-103  |
| <b>PLYMOUTH TRUCK</b>         |         |                                     |          |
| <b>PB SERIES VAN</b>          |         |                                     |          |
| V8 - 5.2L (318 CID)           | 1983-74 | -                                   | 594-021  |
| V8 - 5.9L (360 CID)           | 1983-79 | Auto Trans                          | 594-132  |
| V8 - 5.9L (360 CID)           | 1983-79 | Manual Trans                        | 594-131  |
| <b>TRAILDUSTER</b>            |         |                                     |          |
| V8 - 5.2L (318 CID)           | 1981-74 | -                                   | 594-021  |
| V8 - 5.9L (360 CID)           | 1981-79 | Auto Trans                          | 594-132  |
| V8 - 5.9L (360 CID)           | 1981-79 | Manual Trans                        | 594-131  |
| <b>PONTIAC</b>                |         |                                     |          |
| <b>6000</b>                   |         |                                     |          |
| L4 - 2.5L (151 CID)           | 1991-87 | -                                   | 594-027  |
| V6 - 2.8L (173 CID)           | 1989-87 | Auto Trans                          | 594-008  |
| V6 - 2.8L (173 CID)           | 1986-83 | VIN X,Z-Stamped 4874                | 594-020  |
| V6 - 2.8L (173 CID)           | 1986-82 | VIN X,Z-Stamped 4955                | 594-147  |
| V6 - 3.1L (189 CID)           | 1991-88 | -                                   | 594-008  |
| <b>AZTEK</b>                  |         |                                     |          |
| V6 - 3.4L (207 CID)           | 2005-01 | -                                   | 594-148  |
| <b>BONNEVILLE</b>             |         |                                     |          |
| V6 - 3.8L (231 CID)           | 1999-96 | VIN K                               | 594-004  |
| V6 - 3.8L (231 CID)           | 1999-95 | VIN 1, Supercharged                 | 594-122  |
| V6 - 3.8L (231 CID)           | 1995    | VIN K                               | 594-004  |
| V6 - 3.8L (231 CID)           | 1994-93 | VIN 1, Supercharged                 | 594-161  |
| V6 - 3.8L (231 CID)           | 1994-93 | VIN L                               | 594-034  |
| V6 - 3.8L (231 CID)           | 1992    | VIN L                               | 594-005  |
| V6 - 3.8L (231 CID)           | 1991    | -                                   | 594-005  |
| V6 - 3.8L (231 CID)           | 1990-89 | -                                   | 594-001  |
| V6 - 3.8L (231 CID)           | 1988    | VIN 3, Stamped 25527381 or 25527009 | 594-003  |
| V6 - 3.8L (231 CID)           | 1988    | VIN 3, Stamped 25532179             | 594-150  |
| V6 - 3.8L (231 CID)           | 1988    | VIN C                               | 594-001  |
| V6 - 3.8L (231 CID)           | 1987    | Stamped 25527381 or 25527009        | 594-003  |
| V6 - 3.8L (231 CID)           | 1987    | Stamped 25532179                    | 594-150  |
| V6 - 4.3L (262 CID)           | 1986    | -                                   | 594-142  |
| V8 - 5.0L (305 CID)           | 1986-83 | -                                   | 594-009  |
| V8 - 5.0L (307 CID)           | 1981    | -                                   | 594-028  |
| V8 - 5.7L (350 CID)           | 1980-79 | VIN R                               | 594-028  |
| V8 - 5.7L (350 CID)           | 1978    | VIN R                               | 594-117  |
| V8 - 5.7L (350 CID)           | 1977    | VIN P                               | 594-158  |
| V8 - 5.7L (350 CID)           | 1977    | VIN R                               | 594-117  |
| V8 - 5.7L (350 CID)           | 1970    | wo/Ram Air                          | 594-158  |
| V8 - 6.6L (400 CID)           | 1978-71 | -                                   | 594-158  |
| V8 - 6.6L (400 CID)           | 1970-68 | wo/Ram Air                          | 594-158  |
| V8 - 6.6L (403 CID)           | 1979    | -                                   | 594-028  |
| V8 - 6.6L (403 CID)           | 1978-77 | -                                   | 594-117  |
| V8 - 7.0L (428 CID)           | 1969-68 | wo/Ram Air                          | 594-158  |
| V8 - 7.5L (455 CID)           | 1976-71 | -                                   | 594-158  |
| V8 - 7.5L (455 CID)           | 1970    | wo/Ram Air                          | 594-158  |
| <b>CATALINA</b>               |         |                                     |          |
| V8 - 5.0L (305 CID)           | 1977    | -                                   | 594-009  |
| V8 - 5.0L (307 CID)           | 1981    | -                                   | 594-028  |
| V8 - 5.7L (350 CID)           | 1980-79 | VIN R                               | 594-028  |
| V8 - 5.7L (350 CID)           | 1978    | VIN R                               | 594-117  |
| V8 - 5.7L (350 CID)           | 1977    | VIN P                               | 594-158  |
| V8 - 5.7L (350 CID)           | 1977    | VIN R                               | 594-117  |

Harmonic Balancers

Power Steering Pulleys  
pg. 317-326

Quick Disconnect™  
pg. 327-396

Radiator Fan Assemblies  
pg. 397-430

Rear Axle Shaft Kits  
pg. 431-434

Side View Mirror Assemblies  
pg. 435-468

Dorman® Balancers Include New Woodruff Keys (where required)

Harmonic Balancers

# Harmonic Balancer Applications

| Make/Model/Engine           | Years   | Description                       | Dorman # |
|-----------------------------|---------|-----------------------------------|----------|
| <b>PONTIAC (continued)</b>  |         |                                   |          |
| <b>CATALINA (continued)</b> |         |                                   |          |
| V8 - 5.7L (350 CID)         | 1976-71 | -                                 | 594-158  |
| V8 - 5.7L (350 CID)         | 1970    | wo/Ram Air                        | 594-158  |
| V8 - 6.6L (400 CID)         | 1978-71 | -                                 | 594-158  |
| V8 - 6.6L (400 CID)         | 1970-68 | wo/Ram Air                        | 594-158  |
| V8 - 6.6L (403 CID)         | 1979    | -                                 | 594-028  |
| V8 - 6.6L (403 CID)         | 1978-77 | -                                 | 594-117  |
| V8 - 7.0L (428 CID)         | 1969-68 | wo/Ram Air                        | 594-158  |
| V8 - 7.5L (455 CID)         | 1976-71 | -                                 | 594-158  |
| V8 - 7.5L (455 CID)         | 1970    | wo/Ram Air                        | 594-158  |
| <b>EXECUTIVE</b>            |         |                                   |          |
| V8 - 5.7L (350 CID)         | 1970    | wo/Ram Air                        | 594-158  |
| V8 - 6.6L (400 CID)         | 1970-68 | wo/Ram Air                        | 594-158  |
| V8 - 7.0L (428 CID)         | 1969-68 | wo/Ram Air                        | 594-158  |
| V8 - 7.5L (455 CID)         | 1970    | wo/Ram Air                        | 594-158  |
| <b>FIERO</b>                |         |                                   |          |
| L4 - 2.5L (151 CID)         | 1988-87 | -                                 | 594-027  |
| <b>FIREBIRD</b>             |         |                                   |          |
| L6 - 4.1L (250 CID)         | 1976-75 | -                                 | 594-029  |
| L6 - 4.1L (250 CID)         | 1974-68 | wo/Air Cond Or Heavy Duty Cooling | 594-014  |
| V6 - 2.8L (173 CID)         | 1989-88 | -                                 | 594-147  |
| V6 - 2.8L (173 CID)         | 1987-85 | Stamped 4955                      | 594-147  |
| V6 - 2.8L (173 CID)         | 1987-85 | Stamped 9033                      | 594-013  |
| V6 - 2.8L (173 CID)         | 1984-82 | VIN 1, Supercharged, Stamped 4955 | 594-147  |
| V6 - 2.8L (173 CID)         | 1984-82 | VIN 1, Supercharged, Stamped 9033 | 594-013  |
| V6 - 2.8L (173 CID)         | 1984-82 | VIN L                             | 594-013  |
| V6 - 3.1L (189 CID)         | 1992-90 | -                                 | 594-147  |
| V6 - 3.8L (231 CID)         | 1997    | Auto Trans                        | 594-004  |
| V6 - 3.8L (231 CID)         | 1996-95 | -                                 | 594-004  |
| V8 - 5.0L (305 CID)         | 1992-85 | VIN E,G,H                         | 594-009  |
| V8 - 5.0L (305 CID)         | 1992-85 | VIN F                             | 594-012  |
| V8 - 5.0L (305 CID)         | 1984-77 | -                                 | 594-009  |
| V8 - 5.7L (350 CID)         | 2002-98 | -                                 | 594-127  |
| V8 - 5.7L (350 CID)         | 1997-93 | -                                 | 594-017  |
| V8 - 5.7L (350 CID)         | 1992-87 | -                                 | 594-012  |
| V8 - 5.7L (350 CID)         | 1979-78 | -                                 | 594-009  |
| V8 - 5.7L (350 CID)         | 1977    | VIN P                             | 594-158  |
| V8 - 5.7L (350 CID)         | 1977    | VIN R                             | 594-117  |
| V8 - 5.7L (350 CID)         | 1976-71 | -                                 | 594-158  |
| V8 - 5.7L (350 CID)         | 1970-68 | wo/Ram Air                        | 594-158  |
| V8 - 6.6L (400 CID)         | 1979-71 | -                                 | 594-158  |
| V8 - 6.6L (400 CID)         | 1970-68 | wo/Ram Air                        | 594-158  |
| V8 - 6.6L (403 CID)         | 1979-77 | -                                 | 594-117  |
| V8 - 7.5L (455 CID)         | 1976-71 | -                                 | 594-158  |
| L4 - 2.3L (138 CID)         | 1995-93 | -                                 | 594-043  |
| L4 - 2.3L (138 CID)         | 1992-89 | VIN 3,D                           | 594-043  |
| <b>GRAND AM</b>             |         |                                   |          |
| L4 - 2.3L (138 CID)         | 1992-89 | VIN A, 164mm                      | 594-043  |
| L4 - 2.3L (138 CID)         | 1988    | -                                 | 594-043  |
| L4 - 2.4L (146 CID)         | 2001-96 | -                                 | 594-043  |
| V6 - 3.1L (189 CID)         | 1998-94 | -                                 | 594-148  |
| V6 - 3.3L (204 CID)         | 1993    | -                                 | 594-087  |
| V6 - 3.3L (204 CID)         | 1992    | -                                 | 594-044  |
| V6 - 3.4L (207 CID)         | 2005-99 | -                                 | 594-148  |
| V8 - 5.0L (305 CID)         | 1980-78 | -                                 | 594-009  |
| V8 - 5.7L (350 CID)         | 1975-73 | -                                 | 594-158  |
| V8 - 6.6L (400 CID)         | 1975-73 | -                                 | 594-158  |
| V8 - 7.5L (455 CID)         | 1975-73 | -                                 | 594-158  |
| <b>GRAND PRIX</b>           |         |                                   |          |
| L4 - 2.3L (138 CID)         | 1991-90 | -                                 | 594-043  |
| V6 - 2.8L (173 CID)         | 1989-88 | Auto Trans                        | 594-008  |
| V6 - 3.1L (189 CID)         | 2003-94 | -                                 | 594-148  |
| V6 - 3.1L (189 CID)         | 1993    | Exc. Calif                        | 594-008  |
| V6 - 3.1L (189 CID)         | 1992-91 | -                                 | 594-008  |
| V6 - 3.1L (189 CID)         | 1990-89 | VIN T                             | 594-008  |
| V6 - 3.8L (231 CID)         | 2003-97 | VIN 1, Supercharged               | 594-122  |
| V6 - 3.8L (231 CID)         | 2003-97 | VIN K                             | 594-004  |
| V6 - 4.3L (262 CID)         | 1986    | -                                 | 594-142  |
| V8 - 5.0L (305 CID)         | 1987-78 | -                                 | 594-009  |
| V8 - 5.7L (350 CID)         | 1977    | VIN P                             | 594-158  |
| V8 - 5.7L (350 CID)         | 1977    | VIN R                             | 594-117  |
| V8 - 5.7L (350 CID)         | 1976    | -                                 | 594-158  |
| V8 - 6.6L (400 CID)         | 1977-71 | -                                 | 594-158  |
| V8 - 6.6L (400 CID)         | 1970-68 | wo/Ram Air                        | 594-158  |
| V8 - 6.6L (403 CID)         | 1977    | -                                 | 594-117  |
| V8 - 7.0L (428 CID)         | 1969-68 | wo/Ram Air                        | 594-158  |
| V8 - 7.5L (455 CID)         | 1976-71 | -                                 | 594-158  |
| V8 - 7.5L (455 CID)         | 1970    | wo/Ram Air                        | 594-158  |
| <b>GRAND SAFARI</b>         |         |                                   |          |
| V8 - 5.7L (350 CID)         | 1978-77 | VIN R                             | 594-117  |
| V8 - 6.6L (400 CID)         | 1978-71 | -                                 | 594-158  |
| V8 - 6.6L (403 CID)         | 1978-77 | -                                 | 594-117  |

| Make/Model/Engine               | Years   | Description                       | Dorman # |
|---------------------------------|---------|-----------------------------------|----------|
| <b>PONTIAC (continued)</b>      |         |                                   |          |
| <b>GRAND SAFARI (continued)</b> |         |                                   |          |
| V8 - 7.5L (455 CID)             | 1976-71 | -                                 | 594-158  |
| <b>GRANDVILLE</b>               |         |                                   |          |
| V8 - 6.6L (400 CID)             | 1975-71 | -                                 | 594-158  |
| V8 - 7.5L (455 CID)             | 1975-71 | -                                 | 594-158  |
| <b>GTO</b>                      |         |                                   |          |
| V8 - 5.7L (350 CID)             | 2004    | -                                 | 594-127  |
| V8 - 5.7L (350 CID)             | 1970    | wo/Ram Air                        | 594-158  |
| V8 - 6.0L (364 CID)             | 2006-05 | -                                 | 594-127  |
| V8 - 6.6L (400 CID)             | 1971    | -                                 | 594-158  |
| V8 - 6.6L (400 CID)             | 1970-68 | wo/Ram Air                        | 594-158  |
| V8 - 7.5L (455 CID)             | 1971    | -                                 | 594-158  |
| V8 - 7.5L (455 CID)             | 1970    | wo/Ram Air                        | 594-158  |
| <b>LEMANS, GRAND LEMANS</b>     |         |                                   |          |
| L6 - 4.1L (250 CID)             | 1976-75 | -                                 | 594-029  |
| L6 - 4.1L (250 CID)             | 1974-68 | wo/Air Cond Or Heavy Duty Cooling | 594-014  |
| V6 - 3.8L (229 CID)             | 1980    | -                                 | 594-142  |
| V8 - 4.3L (260 CID)             | 1976    | -                                 | 594-028  |
| V8 - 5.0L (305 CID)             | 1980-77 | -                                 | 594-009  |
| V8 - 5.7L (350 CID)             | 1979-78 | -                                 | 594-009  |
| V8 - 5.7L (350 CID)             | 1977    | VIN P                             | 594-158  |
| V8 - 5.7L (350 CID)             | 1977    | VIN R                             | 594-117  |
| V8 - 5.7L (350 CID)             | 1976-71 | -                                 | 594-158  |
| V8 - 5.7L (350 CID)             | 1970-68 | wo/Ram Air                        | 594-158  |
| V8 - 6.6L (400 CID)             | 1977-71 | -                                 | 594-158  |
| V8 - 6.6L (400 CID)             | 1970-68 | wo/Ram Air                        | 594-158  |
| V8 - 6.6L (403 CID)             | 1977    | -                                 | 594-117  |
| V8 - 7.0L (428 CID)             | 1969-68 | wo/Ram Air                        | 594-158  |
| V8 - 7.5L (455 CID)             | 1976-72 | -                                 | 594-158  |
| V8 - 7.5L (455 CID)             | 1970    | wo/Ram Air                        | 594-158  |
| <b>MONTANA</b>                  |         |                                   |          |
| V6 - 3.4L (207 CID)             | 2005-99 | -                                 | 594-148  |
| <b>PARISIENNE</b>               |         |                                   |          |
| V6 - 3.8L (229 CID)             | 1983    | -                                 | 594-142  |
| V6 - 4.3L (262 CID)             | 1986-85 | -                                 | 594-142  |
| V8 - 5.0L (305 CID)             | 1986-83 | -                                 | 594-009  |
| V8 - 5.0L (307 CID)             | 1986    | -                                 | 594-028  |
| <b>PHOENIX</b>                  |         |                                   |          |
| V6 - 2.8L (173 CID)             | 1984-82 | Stamped 4955                      | 594-147  |
| V6 - 2.8L (173 CID)             | 1984    | Stamped 4874                      | 594-014  |
| V8 - 5.0L (305 CID)             | 1979-77 | -                                 | 594-009  |
| V8 - 5.7L (350 CID)             | 1979-78 | -                                 | 594-009  |
| V8 - 5.7L (350 CID)             | 1977    | VIN L                             | 594-009  |
| V8 - 5.7L (350 CID)             | 1977    | VIN R                             | 594-117  |
| <b>SAFARI</b>                   |         |                                   |          |
| V8 - 5.0L (307 CID)             | 1989-87 | -                                 | 594-028  |
| <b>SUNBIRD</b>                  |         |                                   |          |
| V6 - 3.1L (189 CID)             | 1994-91 | -                                 | 594-008  |
| V8 - 5.0L (305 CID)             | 1979-78 | -                                 | 594-012  |
| <b>SUNFIRE</b>                  |         |                                   |          |
| L4 - 2.3L (138 CID)             | 1995    | -                                 | 594-043  |
| L4 - 2.4L (146 CID)             | 2002-96 | -                                 | 594-043  |
| <b>TEMPEST</b>                  |         |                                   |          |
| L6 - 4.1L (250 CID)             | 1970-68 | wo/Air Cond Or Heavy Duty Cooling | 594-014  |
| V8 - 5.7L (350 CID)             | 1970-68 | wo/Ram Air                        | 594-158  |
| V8 - 6.6L (400 CID)             | 1970-68 | wo/Ram Air                        | 594-158  |
| V8 - 7.0L (428 CID)             | 1969    | wo/Ram Air                        | 594-158  |
| <b>TRANS SPORT</b>              |         |                                   |          |
| V6 - 3.4L (207 CID)             | 1998-96 | -                                 | 594-148  |
| V6 - 3.8L (231 CID)             | 1995    | -                                 | 594-004  |
| V6 - 3.8L (231 CID)             | 1994-93 | -                                 | 594-034  |
| V6 - 3.8L (231 CID)             | 1992    | -                                 | 594-005  |
| <b>VENTURA</b>                  |         |                                   |          |
| L6 - 4.1L (250 CID)             | 1976-75 | -                                 | 594-029  |
| L6 - 4.1L (250 CID)             | 1974-71 | wo/Air Cond Or Heavy Duty Cooling | 594-014  |
| V8 - 4.3L (260 CID)             | 1976-75 | -                                 | 594-028  |
| V8 - 5.0L (305 CID)             | 1977    | VIN R                             | 594-009  |
| V8 - 5.0L (307 CID)             | 1972-71 | -                                 | 594-156  |
| V8 - 5.7L (350 CID)             | 1977    | VIN L                             | 594-009  |
| V8 - 5.7L (350 CID)             | 1977    | VIN R                             | 594-117  |
| V8 - 5.7L (350 CID)             | 1974-72 | -                                 | 594-158  |
| <b>SAAB</b>                     |         |                                   |          |
| <b>9-5</b>                      |         |                                   |          |
| V6 - 3.0L (2961 cc)             | 2002-99 | -                                 | 594-154  |
| <b>900</b>                      |         |                                   |          |
| L4 - 2.0L (1985 cc)             | 1994-85 | w/Turbo                           | 594-057  |
| L4 - 2.0L (1985 cc)             | 1994-85 | wo/Turbo                          | 594-058  |
| L4 - 2.0L (1985 cc)             | 1984-79 | -                                 | 594-058  |
| V6 - 2.5L (2498 cc)             | 1997-94 | -                                 | 594-154  |
| <b>9000</b>                     |         |                                   |          |
| L4 - 2.0L (1985 cc)             | 1990-86 | w/Turbo                           | 594-060  |
| V6 - 3.0L (2961 cc)             | 1997-95 | -                                 | 594-154  |

# Harmonic Balancer Applications

| Make/<br>Model/Engine | Years   | Description                       | Dorman # |
|-----------------------|---------|-----------------------------------|----------|
| <b>SATURN</b>         |         |                                   |          |
| <b>L SERIES</b>       |         |                                   |          |
| V6 - 3.0L (181 CID)   | 2005-02 | -                                 | 594-153  |
| <b>LS SERIES</b>      |         |                                   |          |
| V6 - 3.0L (181 CID)   | 2001-00 | -                                 | 594-153  |
| <b>LW SERIES</b>      |         |                                   |          |
| V6 - 3.0L (181 CID)   | 2004-00 | -                                 | 594-153  |
| <b>SC SERIES</b>      |         |                                   |          |
| L4 - 1.9L (116 CID)   | 2002-96 | -                                 | 594-190  |
| <b>SL SERIES</b>      |         |                                   |          |
| L4 - 1.9L (116 CID)   | 2002-96 | -                                 | 594-190  |
| <b>SW SERIES</b>      |         |                                   |          |
| L4 - 1.9L (116 CID)   | 2001-96 | -                                 | 594-190  |
| <b>VUE</b>            |         |                                   |          |
| V6 - 3.0L (181 CID)   | 2003-02 | -                                 | 594-153  |
| <b>SUBARU</b>         |         |                                   |          |
| <b>BAJA</b>           |         |                                   |          |
| H4 - 2.5L (2458 cc)   | 2006-03 | -                                 | 594-166  |
| <b>DL</b>             |         |                                   |          |
| H4 - 1.8L (1781 cc)   | 1989-85 | -                                 | 594-174  |
| <b>FORESTER</b>       |         |                                   |          |
| H4 - 2.5L (2458 cc)   | 2006-00 | -                                 | 594-166  |
| H4 - 2.5L (2458 cc)   | 1999    | From 5/99                         | 594-166  |
| <b>GL</b>             |         |                                   |          |
| H4 - 1.8L (1781 cc)   | 1989-85 | wo/Turbo                          | 594-174  |
| <b>GL-10</b>          |         |                                   |          |
| H4 - 1.8L (1781 cc)   | 1988-85 | wo/Turbo                          | 594-174  |
| <b>IMPREZA</b>        |         |                                   |          |
| H4 - 2.5L (2458 cc)   | 2006-99 | -                                 | 594-166  |
| L4 - 2.0L (1994 cc)   | 2005-02 | -                                 | 594-129  |
| L4 - 2.2L (2212 cc)   | 2001-99 | -                                 | 594-129  |
| <b>LEGACY</b>         |         |                                   |          |
| H4 - 2.2L (2212 cc)   | 1999-97 | -                                 | 594-175  |
| H4 - 2.2L (2212 cc)   | 1996    | Code P (9th Digit of Model Plate) | 594-175  |
| H4 - 2.5L (2458 cc)   | 2006-00 | -                                 | 594-166  |
| H4 - 2.5L (2458 cc)   | 1996    | Code P (9th Digit of Model Plate) | 594-175  |
| <b>LEGACY OUTBACK</b> |         |                                   |          |
| H4 - 2.2L (2212 cc)   | 1996    | Code P (9th Digit of Model Plate) | 594-175  |
| H4 - 2.5L (2458 cc)   | 1996    | Code P (9th Digit of Model Plate) | 594-175  |
| <b>LOYALE</b>         |         |                                   |          |
| H4 - 1.8L (1781 cc)   | 1994-91 | -                                 | 594-174  |
| H4 - 1.8L (1781 cc)   | 1990    | wo/Turbo                          | 594-174  |
| <b>OUTBACK</b>        |         |                                   |          |
| H4 - 2.5L (2458 cc)   | 2006-01 | -                                 | 594-166  |
| <b>STANDARD</b>       |         |                                   |          |
| H4 - 1.8L (1781 cc)   | 1987    | -                                 | 594-174  |
| <b>TOYOTA</b>         |         |                                   |          |
| <b>AVALON</b>         |         |                                   |          |
| V6 - 3.0L (2995 cc)   | 2004-95 | -                                 | 594-140  |
| <b>CAMRY</b>          |         |                                   |          |
| L4 - 2.0L (1998 cc)   | 1991-87 | -                                 | 594-138  |
| L4 - 2.2L (2164 cc)   | 2001-92 | -                                 | 594-139  |
| V6 - 3.0L (2995 cc)   | 2003-94 | -                                 | 594-140  |
| <b>CELICA</b>         |         |                                   |          |
| L4 - 1.8L (1762 cc)   | 1997-94 | -                                 | 594-182  |
| L4 - 2.0L (1998 cc)   | 1989-87 | -                                 | 594-138  |
| L4 - 2.2L (2164 cc)   | 1999-94 | -                                 | 594-139  |
| L4 - 2.2L (2164 cc)   | 1993-90 | -                                 | 594-138  |
| L4 - 2.2L (2189 cc)   | 1980-78 | 20R                               | 594-073  |
| L4 - 2.4L (2366 cc)   | 1985    | 22REC                             | 594-073  |
| L4 - 2.4L (2366 cc)   | 1984-83 | 22REC                             | 594-073  |
| L4 - 2.4L (2366 cc)   | 1982-81 | 22R                               | 594-073  |
| <b>COROLLA</b>        |         |                                   |          |
| L4 - 1.6L (1587 cc)   | 1997-94 | -                                 | 594-182  |
| L4 - 1.6L (1587 cc)   | 1993    | From 9/92                         | 594-182  |

| Make/<br>Model/Engine      | Years   | Description    | Dorman # |
|----------------------------|---------|----------------|----------|
| <b>TOYOTA (continued)</b>  |         |                |          |
| <b>COROLLA (continued)</b> |         |                |          |
| L4 - 1.8L (1762 cc)        | 1997-93 | -              | 594-182  |
| <b>CORONA</b>              |         |                |          |
| L4 - 2.2L (2189 cc)        | 1982-78 | 20R            | 594-073  |
| <b>SIENNA</b>              |         |                |          |
| V6 - 3.0L (2995 cc)        | 2003-98 | -              | 594-140  |
| V6 - 3.3L (3300 cc)        | 2005-04 | -              | 594-140  |
| <b>SOLARA</b>              |         |                |          |
| L4 - 2.2L (2164 cc)        | 2001-99 | -              | 594-139  |
| V6 - 3.0L (2995 cc)        | 2003-99 | -              | 594-140  |
| V6 - 3.3L (3300 cc)        | 2005-04 | -              | 594-140  |
| <b>TOYOTA TRUCK</b>        |         |                |          |
| <b>4 RUNNER</b>            |         |                |          |
| L4 - 2.4L (2366 cc)        | 1995-90 | 22RE           | 594-073  |
| L4 - 2.4L (2366 cc)        | 1989-85 | 22REC          | 594-073  |
| L4 - 2.4L (2366 cc)        | 1988-85 | 22RTEC         | 594-073  |
| L4 - 2.7L (2694 cc)        | 2000-96 | -              | 594-141  |
| V6 - 3.0L (2959 cc)        | 1995-88 | 3VZE           | 594-078  |
| <b>HIGHLANDER</b>          |         |                |          |
| V6 - 3.0L (2995 cc)        | 2003-01 | Built in Japan | 594-140  |
| V6 - 3.3L (3300 cc)        | 2006-04 | Built in Japan | 594-140  |
| <b>PICKUP</b>              |         |                |          |
| L4 - 2.2L (2189 cc)        | 1983-78 | 20R            | 594-073  |
| L4 - 2.4L (2366 cc)        | 1995-90 | 22RE           | 594-073  |
| L4 - 2.4L (2366 cc)        | 1989-85 | 22REC          | 594-073  |
| L4 - 2.4L (2366 cc)        | 1988-85 | 22RTEC         | 594-073  |
| L4 - 2.4L (2366 cc)        | 1984    | 22REC          | 594-073  |
| V6 - 3.0L (2959 cc)        | 1995-88 | 3VZE           | 594-078  |
| <b>RAV4</b>                |         |                |          |
| L4 - 2.0L (1998 cc)        | 2000-96 | -              | 594-139  |
| <b>T100</b>                |         |                |          |
| L4 - 2.7L (2694 cc)        | 1998-94 | -              | 594-141  |
| V6 - 3.0L (2959 cc)        | 1994-93 | 3VZE           | 594-078  |
| <b>TACOMA</b>              |         |                |          |
| L4 - 2.4L (2438 cc)        | 2004-95 | -              | 594-141  |
| L4 - 2.7L (2694 cc)        | 2004-95 | -              | 594-141  |
| <b>VOLVO</b>               |         |                |          |
| <b>240, 242, 244, 245</b>  |         |                |          |
| L4 - 2.3L (2316 cc)        | 1993-85 | B230F          | 594-032  |
| <b>740, 745</b>            |         |                |          |
| L4 - 2.3L (2316 cc)        | 1992-85 | B230F          | 594-032  |
| L4 - 2.3L (2316 cc)        | 1992-85 | B230FT         | 594-032  |
| L4 - 2.3L (2316 cc)        | 1990-89 | B234F          | 594-074  |
| <b>760</b>                 |         |                |          |
| L4 - 2.3L (2316 cc)        | 1990-85 | B230FT         | 594-032  |
| <b>780</b>                 |         |                |          |
| L4 - 2.3L (2316 cc)        | 1991-89 | B230FT         | 594-032  |
| <b>850</b>                 |         |                |          |
| L5 - 2.3L (2319 cc)        | 1997-94 | -              | 594-159  |
| L5 - 2.4L (2435 cc)        | 1997-93 | -              | 594-159  |
| <b>940</b>                 |         |                |          |
| L4 - 2.3L (2316 cc)        | 1995-94 | B230FD         | 594-032  |
| L4 - 2.3L (2316 cc)        | 1995-91 | B230FT         | 594-032  |
| L4 - 2.3L (2316 cc)        | 1993-91 | B234F          | 594-074  |
| <b>C70</b>                 |         |                |          |
| L5 - 2.3L (2319 cc)        | 1998    | -              | 594-159  |
| L5 - 2.4L (2435 cc)        | 1998    | -              | 594-159  |
| <b>S70</b>                 |         |                |          |
| L5 - 2.3L (2319 cc)        | 1998    | -              | 594-159  |
| L5 - 2.4L (2435 cc)        | 1998    | -              | 594-159  |
| <b>V70</b>                 |         |                |          |
| L5 - 2.3L (2319 cc)        | 1998    | -              | 594-159  |
| L5 - 2.4L (2435 cc)        | 1998    | -              | 594-159  |

Harmonic Balancers

## Do the Job Right: Use the Proper Tool


- Never use a hammer or crow bar to remove or install a balancer!

### Order these Dorman tools:

- Dorman Harmonic Balancer Puller #594-999

Dorman offers quality parts and tools to do the job right and save valuable labor and rack time.

Removing crankshaft balancer using proper puller tool.



# Find the Latest New Product Information @ [www.DormanProducts.com](http://www.DormanProducts.com)

## 4 Ways to Find the Product You're Looking for

| Item Number   | Description              | Make:        | Chrysler                 |
|---|--------------------------|--------------|--------------------------|
| 741-550   | 2000-96 Caravan, Voyager | OE#:         | 4675587AB                |
|  |                          | Orientation: | Front Left               |
|   |                          | Type:        | Motor/Regulator Assembly |
|   |                          | Brand:       | Dorman - OE Solutions    |
| <b>Application Note:</b> LH Front: Regulator w/Motor                              |                          |              |                          |

**Find Your Part By:**

- Vehicle Application Search**  
 Choose Your Year:
- Part Category Search**  
 Window Regulators
- Part Number Search**  
 Enter Dorman or Motormite Part #
- Keyword Search**  
 Enter Keyword...

**Info Updated Daily**



698-100



615-177



622-001

### Get the Latest on New Products & Technical Information

*Click Here*



**New Products**

*Click Here*



**Technical Product Information**

### More Product Information

- Browse Catalogs Online
- View Product Videos



**Marketing Support**

- Advertising
- Product Information Sheets, Print Your Own!
- Audio Clips
- Catalogs
- Line Card
- Activant Line Codes
- Logos
- Online Training
- Posters
- Information Sheets
- Product Interchanges
- Service Dealer Guides
- Product Advertising
- Product Video Clips