

# Fuel Tanks



**576-366**

**GM**  
1989-80 Caprice, DeVille, Fleetwood, Impala, LeSabre, Delta 88, 98, 98 Regency, Parisienne, Electra, Park Avenue, Exc. SW, w/Pan In Tank & EFI.

**Dimension** 39-3/4" x 26-1/2" x 10"  
**Lock Ring #** 579-001  
**Gallons** 24



**576-367**

**GM**  
1990 Caprice, Impala, w/EFI & Exc. SW, w/Pan In Tank.

**Dimension** 39-3/4" x 26-1/2" x 10"  
**Lock Ring #** 579-001  
**Gallons** 24



**576-368**

**GM**  
1979-77 Electra, Park Avenue, Riviera, Delta 88, 98, 98 Regency, Exc. SW, Gas Eng, w/o EFI.

**Dimension** 39-3/4" x 26-1/2" x 10"  
**Lock Ring #** 579-001  
**Gallons** 24



**576-369**

**GM**  
1992-77 DeVille, Fleetwood, RWD, w/o EFI, Gas Eng.

**Dimension** 39-3/4" x 26-1/2" x 10"  
**Lock Ring #** 579-001  
**Gallons** 24



**576-370**

**GM**  
1989-77 DeVille, Fleetwood, RWD w/EFI, Gas Eng, w/Pan In Tank.

**Dimension** 39-3/4" x 26-1/2" x 10"  
**Lock Ring #** 579-001  
**Gallons** 24



**576-371**

**GM**  
1992-90 Fleetwood, RWD, w/EFI, Gas Eng, w/Pan In Tank.

**Dimension** 39-3/4" x 26-1/2" x 10"  
**Lock Ring #** 579-001  
**Gallons** 24



**576-372**

**GM**  
1999-98 Suburban, Gas Eng.

**Dimension** 29-3/4" x 33-1/2" x 13-1/8"  
**Lock Ring #** 579-091  
**Gallons** 42



**576-373**

**GM**  
1992-77 Buick LTD, Caprice, DeVille, Fleetwood, Impala, Exc. SW, w/o EFI, **Filler Neck Required; See Applications.**

**Dimension** 39-3/4" x 26-1/2" x 10"  
**Lock Ring #** 579-001  
**Gallons** 24



**576-374**

**GM**  
1989-77 Buick LTD, Caprice, DeVille, Fleetwood, Impala, Exc. SW, w/EFI, w/Pan In Tank, **Filler Neck Required; See Applications.**

**Dimension** 39-3/4" x 26-1/2" x 10"  
**Lock Ring #** 579-001  
**Gallons** 24

**Fuel Tanks**

# Fuel Tanks



**576-375**

**GM**  
1992-90 Caprice, Fleetwood, Exc. SW, w/EFI, w/Pan In Tank, **Filler Neck Required; See Applications.**

**Dimension** 39-3/4" x 26-1/2" x 10"  
**Lock Ring #** 579-001  
**Gallons** 24



**576-376**

**GM**  
1990-77 BelAir, Bonneville, Catalina, Caprice, Impala, **Filler Neck Required; See Applications.**

**Dimension** 38-1/2" x 25" x 10-3/4"  
**Lock Ring #** 579-001  
**Gallons** 22



**576-377**

**GM**  
1990-77 BelAir, Bonneville, Caprice, Catalina, LeSabre, SW, Gas Eng.

**Dimension** 38-1/2" x 25" x 10-3/4"  
**Lock Ring #** 579-001  
**Gallons** 22



**576-378**

**GM**  
1987-78 Caballero, Diablo, El Camino, Malibu, Malibu Pickups, w/o EFI, Gas Eng.

**Dimension** 38-1/2" x 25" x 10-3/4"  
**Lock Ring #** 579-001  
**Gallons** 22



**576-379**

**GM**  
1987-85 Caballero, Diablo, El Camino, Sprint (GMC), w/EFI, w/Pan In Tank.

**Dimension** 38-1/2" x 25" x 10-3/4"  
**Lock Ring #** 579-001  
**Gallons** 22



**576-380**

**GM**  
1987-78 Caballero, Diablo, El Camino, Malibu, Malibu Pickups, w/o EFI, Exc. Diesel, w/Pan In Tank.

**Dimension** 38-1/2" x 25" x 10-3/4"  
**Lock Ring #** 579-001  
**Gallons** 17



**576-381**

**GM**  
1986-85 Caballero, Diablo, El Camino, Sprint (GMC), w/EFI, w/Pan In Tank.

**Dimension** 38-1/2" x 25" x 10-3/4"  
**Lock Ring #** 579-001  
**Gallons** 17



**576-382**

**GM**  
1997-92 Yukon, Tahoe, Blazer (Full Size) Gas Eng.

**Dimension** 30-1/2" x 24-3/4" x 14"  
**Lock Ring #** 579-001  
**Gallons** 30



**576-383**

**GM**  
1999-94 Yukon, Tahoe, Blazer (Full Size) Diesel Eng.

**Dimension** 30-1/2" x 24-3/4" x 14"  
**Lock Ring #** 579-001  
**Gallons** 30

# Fuel Tanks



**576-384**  
GM  
1995 S10 Blazer, S15 Jimmy (4 Dr.).

**Dimension** 48" x 15" x 11-1/4"  
**Lock Ring #** 579-001  
**Gallons** 18



**576-385**  
GM  
1996 S10 Blazer, S15 Jimmy (4 Dr.), Bravada.

**Dimension** 48" x 15" x 11-1/4"  
**Lock Ring #** 579-091  
**Gallons** 18



**576-386**  
GM  
1998-97 S10 Blazer, S15 Jimmy (4 Dr.), Bravada (4 Dr.).

**Dimension** 48" x 15" x 11-1/4"  
**Lock Ring #** 579-091  
**Gallons** 18



**576-387**  
GM  
1997 Century, Regal, Grand Prix (1" O.D. Filter) (3.8L)

**Dimension** 33-1/4" x 27-3/4" x 11-3/4"  
**Lock Ring #** 579-091  
**Gallons** 18



**576-388**  
GM  
1997 Grand Prix (1-1/2" O.D. Filter) (3.8L)

**Dimension** 33-1/4" x 27-3/4" x 11-3/4"  
**Lock Ring #** 579-091  
**Gallons** 18



**576-389**  
GM  
2002-98 Intrigue, Grand Prix, Century, Regal

**Dimension** 33-1/4" x 27-3/4" x 11-3/4"  
**Lock Ring #** 579-091  
**Gallons** 18



**576-390**  
GM  
1998-90 Chevrolet & GMC C/K 3500 Series Pickups

**Dimension** 64" x 11-1/2" x 14"  
**Lock Ring #** 579-001  
**Gallons** 22



**576-391**  
GM  
1982-77 Chevrolet & GMC G-Series Vans, Small Filler Pipe 1-1/4" ID.

**Dimension** 31" x 22" x 12-3/8"  
**Lock Ring #** 579-001  
**Gallons** 21



**576-392**  
GM  
1996-83 Chevrolet & GMC G-Series Vans, Large Filler Pipe 1-5/8" ID.

**Dimension** 31" x 22" x 12-3/8"  
**Lock Ring #** 579-001  
**Gallons** 22

**Fuel Tanks**

# Fuel Tanks



**576-393**  
**GM**  
 1996-87 Chevrolet & GMC G Series Van, w/EFI, w/Pan In Tank.

**Dimension** 31" x 22" x 12-3/8"  
**Lock Ring #** 579-001  
**Gallons** 22



**576-394**  
**GM**  
 1986-82 6000, Celebrity, Century, Cutlass Ciera, w/o EFI.

**Dimension** 28-5/8" x 38-1/8" x 10-7/8"  
**Lock Ring #** 579-001  
**Gallons** 15



**576-395**  
**GM**  
 1996-84 6000, Celebrity, Century, Cutlass Ciera, Cutlass Supreme, Cutlass Cruiser, w/EFI, Exc. AWD, w/Pan In Tank.

**Dimension** 28-5/8" x 38-1/8" x 10-7/8"  
**Lock Ring #** 579-001  
**Gallons** 15



**576-600**  
**Honda**  
 1983-80 Civic, Exc. 4 Dr., One Gauge Hole.

**Dimension** 31-1/4" x 24-1/8" x 7"  
**Lock Ring #** 579-015  
**Gallons**



**576-601**  
**Honda**  
 1987-84 Civic. 4 Dr. Sedan, 2 Gauge Holes; Filler Pipe On Top.

**Dimension** 34-1/4" x 22" x 8-7/8"  
**Lock Ring #** 579-015, 579-015  
**Gallons** 12



**576-602**  
**Honda**  
 1987-84 Civic, 3 Dr. Hatchback, 2 Gauge Holes; Filler Pipe On Bottom.

**Dimension** 34-1/4" x 22" x 7-1/2"  
**Lock Ring #** 579-015, 579-015  
**Gallons** 12



**576-603**  
**Honda**  
 1991-88 Civic, 4 Dr Sedan, w/ EFI, w/Pan In Tank.

**Dimension** 31-1/2" x 26-1/2" x 10"  
**Lock Ring #** 579-015, 579-024  
**Gallons** 12



**576-604**  
**Acura**  
 1993-90 Integra

**Dimension** 31-1/2" x 26-1/2" x 10"  
**Lock Ring #** 579-024  
**Gallons** 12



**576-605**  
**Honda**  
 1991-88 Civic, CRX, 3 Dr. Hatchback, w/EFI, w/Pan In Tank.

**Dimension** 31-1/2" x 26-1/2" x 10"  
**Lock Ring #** 579-015, 579-024  
**Gallons** 12

# Fuel Tanks



**576-606**  
**Honda**  
 1989-86 Accord, w/o EFI, w/Pan In Tank.

**Dimension** 34-7/8" x 27-3/4" x 10"  
**Lock Ring #** 579-024, 579-025, 579-030  
**Gallons** 16



**576-607**  
**Honda**  
 1989-86 Accord, w/EFI, w/Pan In Tank.

**Dimension** 34-7/8" x 27-3/4" x 10"  
**Lock Ring #** 579-024, 579-025, 579-030  
**Gallons** 16



**576-608**  
**Honda**  
 1993-90 Accord, w/EFI, w/Pan In Tank.

**Dimension** 30-1/4" x 27-1/2" x 9-7/8"  
**Lock Ring #** 579-024, 579-025, 579-043  
**Gallons** 17



**576-650**  
**Jeep**  
 1976-73 CJ, DJ, Jeepster, Long Filler Pipe 6", Long Vent Pipe 6".

**Dimension** 25-1/4" x 18-1/4" x 10-7/8"  
**Lock Ring #** 579-003  
**Gallons** 15



**576-651**  
**Jeep**  
 1977 CJ, Scrambler, Short Filler Pipe 1", Long Vent Pipe 6".

**Dimension** 25-1/4" x 18-1/4" x 10-7/8"  
**Lock Ring #** 579-003  
**Gallons** 15



**576-652**  
**Jeep**  
 1986-78 CJ, Scrambler, Gauge Hole 2", Filler Pipe 1", Vent Pipe 1".

**Dimension** 25-1/4" x 18-1/4" x 10-7/8"  
**Lock Ring #** 579-003  
**Gallons** 15



**576-653**  
**Jeep**  
 1990-87 Wrangler, w/o EFI, Large Gauge Hole 3-1/8".

**Dimension** 25-1/8" x 18-1/2" x 10-7/8"  
**Lock Ring #** 579-001  
**Gallons** 15



**576-654**  
**Jeep**  
 1990-87 Wrangler, w/EFI, Large Gauge Hole 3-1/8", w/Pan In Tank.

**Dimension** 25-1/8" x 18-1/2" x 10-7/8"  
**Lock Ring #** 579-001  
**Gallons** 15



**576-655**  
**Jeep**  
 1987-84 Cherokee, Wagoneer, w/o EFI, w/ Straight Internal Vent Pipe, 101" W.B.

**Dimension** 33-5/8" x 20-3/4" x 13"  
**Lock Ring #** 579-001  
**Gallons** 20

**Fuel Tanks**

# Fuel Tanks



**576-656**  
**Jeep**  
 1996-86 Cherokee, Wagoneer, w/EFI, w/Pan In Tank, Straight Internal Vent Pipe, 101" W.B.

**Dimension** 33-5/8" x 20-3/4" x 13"  
**Lock Ring #** 579-001  
**Gallons** 20



**576-657**  
**Jeep**  
 1986-84 Cherokee, Wagoneer, w/o EFI, w/90 Deg Internal Vent Pipe, 101" W.B.

**Dimension** 33-5/8" x 20-3/4" x 13"  
**Lock Ring #** 579-001  
**Gallons** 13.5



**576-658**  
**Jeep**  
 1991-86 Cherokee, Wagoneer, w/EFI, w/Pan In Tank, 90 Deg Internal Vent Pipe, 101" W.B.

**Dimension** 33-5/8" x 20-3/4" x 13"  
**Lock Ring #** 579-001  
**Gallons** 13.5



**576-659**  
**Jeep**  
 1986 Comanche, 120" W.B., w/o EFI, w/o Pan In Tank.

**Dimension** 36-1/2" x 17-1/4" x 13-5/8"  
**Lock Ring #** 579-001  
**Gallons** 23.5



**576-660**  
**Jeep**  
 1992-86 Comanche, 120" W.B., w/EFI, w/Pan In Tank.

**Dimension** 36-1/2" x 17-1/4" x 13-5/8"  
**Lock Ring #** 579-001  
**Gallons** 23.5



**576-661**  
**Jeep**  
 1986 Comanche, 113" W.B., w/o EFI, w/o Pan In Tank.

**Dimension** 29-3/4" x 17-1/4" x 13-5/8"  
**Lock Ring #** 579-001  
**Gallons** 18



**576-662**  
**Jeep**  
 1992-86 Comanche, 113" W.B., w/EFI, w/Pan In Tank.

**Dimension** 29-3/4" x 17-1/4" x 13-5/8"  
**Lock Ring #** 579-001  
**Gallons** 18



**576-700**  
**Mazda**  
 1995-90 Protégé, FWD, w/EFI, w/Pan In Tank.


**Dimension** 38-1/8" x 28-3/8" x 8"  
**Lock Ring #** 579-039  
**Gallons** 13.1



**576-701**  
**Mazda**  
 1982-79 626.

**Dimension** 40-1/8" x 22-5/8" x 9-3/4"  
**Lock Ring #** Not Available Separately  
**Gallons** 13

# Fuel Tanks



**576-702**  
Mazda  
1988-89 MPV (2WD).

**Dimension** 24-3/4" x 48-3/4" x 8"  
**Lock Ring #** 579-009  
**Gallons** 19.5



**576-703**  
Mazda  
1985 626, w/o EFI, Round Gauge, w/o Pan In Tank.

**Dimension** 39-3/4" x 29-1/4" x 8-1/2"  
**Lock Ring #** 579-009  
**Gallons** 19



**576-704**  
Mazda/Ford  
1990-86 323, Tracer, w/o EFI, Oval Gauge.

**Dimension** 31-7/8" x 25-1/4" x 8-1/2"  
**Lock Ring #** 579-008  
**Gallons** 13



**576-705**  
Mazda/Ford  
1990-86 323, Tracer, w/EFI Exc. 4WD, Round Gauge, w/Pan In Tank.

**Dimension** 31-7/8" x 25-1/4" x 8-1/2"  
**Lock Ring #** 579-009  
**Gallons** 13



**576-706**  
Mazda  
1982-81 GLC, Exc.. SW, Small Round Gauge.

**Dimension** 33" x 24-3/4" x 7-3/4"  
**Lock Ring #** Not Available Separately  
**Gallons** 11



**576-707**  
Mazda  
1985-83 GLC, Exc. SW, Oval Gauge.

**Dimension** 33" x 25-1/4" x 7-3/4"  
**Lock Ring #** 579-008  
**Gallons** 10



**576-708**  
Mazda/Ford  
1992-88 626, MX6, Probe, w/EFI, Exc. 4 Wheel Steering, Round Gauge, w/Pan In Tank.

**Dimension** 40-1/2" x 30-1/8" x 8"  
**Lock Ring #** 579-009  
**Gallons** 16



**576-709**  
Mazda  
1991-85 B2000, B2200, Exc. Cab Plus, w/o EFI, Man Trans, Long Box, Single Vent Pipe On Top.

**Dimension** 42-1/8" x 14-1/4" x 11-5/8"  
**Lock Ring #** 579-008  
**Gallons** 19



**576-710**  
Mazda  
1991-85 B2200, B2600, Exc. Cab Plus, w/o EFI, Auto Trans, Long Box, Three Pipes On Top.

**Dimension** 42-1/8" x 14-1/4" x 11-5/8"  
**Lock Ring #** 579-008  
**Gallons** 19

**Fuel Tanks**

# Fuel Tanks



**576-711**

**Mazda**  
1993-90 B2200, B2600, Exc. Cab Plus, w/EFI, Long Box, W/Pan In Tank, Two Vent Pipes On Top.

**Dimension** 42-1/8" x 14-1/4" x 11-5/8"  
**Lock Ring #** 579-008  
**Gallons** 19



**576-712**

**Mazda**  
1988-86 B2600, 4X4, Exc. Cab Plus, Long Box, w/o Pan In Tank, Three Vent Pipes On Top.

**Dimension** 42-1/8" x 14-1/4" x 11-5/8"  
**Lock Ring #** 579-008  
**Gallons** 19



**576-713**

**Mazda**  
1991-85 B2000, B2200, Cab Plus, w/o EFI, Man Trans, Single Vent Pipe On Top.

**Dimension** 42" x 14" x 11-1/2"  
**Lock Ring #** 579-008  
**Gallons** 17



**576-714**

**Mazda**  
1991-85 B2200, B2600, Cab Plus, w/o EFI, Auto Trans, Three Vent Pipes On Top.

**Dimension** 42" x 14" x 11-1/2"  
**Lock Ring #** 579-008  
**Gallons** 17



**576-715**

**Mazda**  
1990 B2200, B2600, Cab Plus, w/EFI, W/Pan Under Gauge Hole, Single Vent On Top.

**Dimension** 42" x 14" x 11-1/2"  
**Lock Ring #** 579-008  
**Gallons** 17



**576-716**

**Mazda**  
1993-91 B2200, B2600, Cab Plus, w/EFI, w/Pan Offset From Gauge Hole, Single Vent On Top.

**Dimension** 42" x 14" x 11-1/2"  
**Lock Ring #** 579-008  
**Gallons** 17



**576-717**

**Mazda**  
1988-86 B2600, 4X4, Cab Plus, w/o Pan In Tank, Three Vent Pipes On Top.

**Dimension** 42" x 14" x 11-1/2"  
**Lock Ring #** 579-008  
**Gallons** 17



**576-718**

**Mazda**  
1991-85 B2000, B2200, Exc. Cab Plus, w/o EFI, Man Trans, Short Box, Single Vent Pipe On Top.

**Dimension** 33" x 14-3/8" x 11-3/8"  
**Lock Ring #** 579-008  
**Gallons** 16



**576-719**

**Mazda**  
1991-85 B2200, B2600, Exc. Cab Plus, w/o EFI, Auto Trans, Short Box, Three Vent Pipes On Top.

**Dimension** 33" x 14-3/8" x 11-3/8"  
**Lock Ring #** 579-008  
**Gallons** 16

# Fuel Tanks



**576-720**  
**Mazda**  
 1988-86 B2600 (4X4), Exc. Cab Plus, Short Box, w/o Pan In Tank, 4 Vent Pipes On Top.

**Dimension** 33" x 14-3/8" x 11-3/8"  
**Lock Ring #** 579-008  
**Gallons** 16



**576-721**  
**Mazda**  
 1990 B2200, B2600, Exc. Cab Plus, w/EFI, Short Box, w/Pan Under Gauge Hole.

**Dimension** 33" x 14-3/8" x 11-3/8"  
**Lock Ring #** 579-008  
**Gallons** 16



**576-722**  
**Mazda**  
 1996-90 323, MX3, w/EFI, w/Pan In Tank.

**Dimension** 35-7/8" x 32-1/4" x 8-1/8"  
**Lock Ring #** 579-039  
**Gallons** 12



**576-800**  
**Nissan**  
 1989-84 Micra, King Cab, 2WD, w/o EFI.

**Dimension** 31-1/4" x 20-1/2" x 8"  
**Lock Ring #** Not Available Separately  
**Gallons** 10



**576-801**  
**Nissan**  
 1986-84 720 Pickups, King Cab, 2WD, w/o EFI.

**Dimension** 41-1/2" x 13-5/8" x 13-1/8"  
**Lock Ring #** Not Available Separately  
**Gallons** 15.7



**576-802**  
**Nissan**  
 1986-84 720 Pickups, King Cab, 4WD, w/o EFI, w/o Pan In Tank.

**Dimension** 41-1/2" x 13-5/8" x 14-1/8"  
**Lock Ring #** Not Available Separately  
**Gallons** 19



**576-803**  
**Nissan**  
 1996-91 Sentra, NX.

**Dimension** 35" x 25-1/4" x 9"  
**Lock Ring #** Not Available Separately  
**Gallons** 13



**576-804**  
**Nissan**  
 1986-82 Sentra, Exc. Diesel, Straight Vent Pipe.

**Dimension** 30-3/4" x 22" x 9-3/4"  
**Lock Ring #** Not Available Separately  
**Gallons** 16



**576-805**  
**Nissan**  
 1986-83 Pulsar, Exc. Turbo, 90 Deg Vent Pipe.

**Dimension** 30-3/4" x 22" x 9-3/4"  
**Lock Ring #** Not Available Separately  
**Gallons** 16

**Fuel Tanks**

# Fuel Tanks



**576-806**

**Nissan**  
1984-81 810, Maxima, Exc. SW, Gas Eng.

**Dimension** 40-1/2" x 24" x 9-1/8"  
**Lock Ring #** Not Available Separately  
**Gallons** 16



**576-807**

**Nissan**  
1986-83 720 Pickups, Exc. King Cab, 2WD, Short Box.

**Dimension** 32-3/8" x 13-5/8" x 13-1/8"  
**Lock Ring #** Not Available Separately  
**Gallons** 13



**576-808**

**Nissan**  
1986-83 720 Pickups, Exc. King Cab, 2WD, Long Box.

**Dimension** 41-1/2" x 13-5/8" x 13-1/8"  
**Lock Ring #** Not Available Separately  
**Gallons** 17.7



**576-809**

**Nissan**  
1986-85 Maxima, Exc. Digital Gauge, w/EFI, W/Pan In Tank.

**Dimension** 32-3/4" x 27-1/8" x 9"  
**Lock Ring #** Not Available Separately  
**Gallons** 15.9



**576-810**

**Nissan**  
1988-86 Maxima, Exc. Digital Gauge, w/EFI, W/Pan In Tank.

**Dimension** 32-3/4" x 27-1/8" x 9-1/2"  
**Lock Ring #** Not Available Separately  
**Gallons** 17.2



**576-811**

**Nissan**  
1989-87 Stanza, w/EFI, W/Pan In Tank.

**Dimension** 32-3/4" x 27-1/8" x 9"  
**Lock Ring #** Not Available Separately  
**Gallons** 15.9



**576-812**

**Nissan**  
1986-83 720 Pickups, Exc. King Cab, 4WD, w/o EFI, Short Box.

**Dimension** 32-3/8" x 13-5/8" x 14-1/8"  
**Lock Ring #** Not Available Separately  
**Gallons** 16



**576-813**

**Nissan**  
1986-83 720 Pickups, Exc. King Cab, 4WD, Long Box.

**Dimension** 41-1/2" x 13-5/8" x 14-1/8"  
**Lock Ring #** Not Available Separately  
**Gallons** 21



**576-814**

**Nissan**  
1995-87 Pathfinder

**Dimension** 34-3/8" x 20-3/4" x 11-3/4"  
**Lock Ring #** Not Available Separately  
**Gallons** 15

# Fuel Tanks



**576-815**  
Nissan  
1988-87 Sentra, 2WD, w/o EFI.

**Dimension** 35-1/4" x 25-3/8" x 8-5/8"  
**Lock Ring #** Not Available Separately  
**Gallons** 13



**576-816**  
Nissan  
1990-87 Sentra, 2WD, w/EFI, w/Pan In Tank.

**Dimension** 35-1/4" x 25-3/8" x 8-5/8"  
**Lock Ring #** Not Available Separately  
**Gallons** 13



**576-850**  
Toyota  
1983-80 Corolla, Exc. SW

**Dimension** 33" x 21-3/8" x 9-1/4"  
**Lock Ring #** 579-014, 579-014  
**Gallons** 12



**576-851**  
Toyota  
1997-93 Corolla.

**Dimension** 23" x 37-1/2" x 8-1/2"  
**Lock Ring #** 579-034  
**Gallons** 13



**576-852**  
Toyota/Chevrolet  
1988-83 Corolla, Nova, Tercel (Sedan & Liftback).

**Dimension** 33-1/2" x 23-3/4" x 7-7/8"  
**Lock Ring #** 579-014, 579-023  
**Gallons** 11



**576-853**  
Toyota  
1990-88 Corolla, 2WD, wo/ EFI, w/o Pan In Tank, (Sedan & SW).

**Dimension** 35" x 24-1/8" x 8-1/4"  
**Lock Ring #** 579-032, 579-033, 579-034  
**Gallons** 13



**576-854**  
Toyota  
1992-90 Corolla, 2WD, w/o EFI, w/Pan In Tank, (Sedan & SW).

**Dimension** 35" x 24-1/8" x 8-1/4"  
**Lock Ring #** 579-032, 579-033, 579-034  
**Gallons** 13



**576-855**  
Toyota  
1991-87 Camry, Lexus ES250, Exc. 4WD, w/EFI, w/Pan In Tank.

**Dimension** 38" x 23-1/2" x 8"  
**Lock Ring #** 579-032, 579-033, 579-034, 579-034, 579-034  
**Gallons** 13.5



**576-856**  
Toyota  
1996-91 Paseo, Tercel, w/EFI, w/Pan In Tank.

**Dimension** 37-3/8" x 18" x 9-3/8"  
**Lock Ring #** 579-046  
**Gallons** 11

**Fuel Tanks**

## Fuel Tanks



**576-900**

**Volkswagen**  
1984-82 Rabbit, Diesel Eng.

**Dimension** 34-5/8" x 18-1/8" x 9-1/4"  
**Lock Ring #** Not Available Separately  
**Gallons** 10



**576-901**

**Volkswagen**  
1984-80 Jetta, Rabbit, Scirocco (Hatchback, Conv)

**Dimension** 34-5/8" x 18-1/8" x 9-1/4"  
**Lock Ring #** Not Available Separately  
**Gallons** 10



**576-902**

**Volkswagen**  
1984-77 Jetta, Rabbit, Scirocco.

**Dimension** 34-5/8" x 18-1/8" x 9-1/4"  
**Lock Ring #** Not Available Separately  
**Gallons** 10

## Filler Necks



**577-005**

**GM**  
1990-77 Electra, Park Avenue, Estate Wagon, LeSabre, Caprice, Impala, Bonneville, Catalina, Delta 88, Parisienne, 98, 98 Regency (SW, 22 Gal Tank).



**577-006**

**GM**  
1988-78 Monte Carlo, Bonneville, Catalina, Grand Am, Grand Prix, LeMans, Tempest.



**577-007**

**GM**  
1987-78 Regal.



**577-008**

**GM**  
1987-78 Century, Regal, Cutlass, Cutlass Supreme & Cruiser.



**577-009**

**GM**  
1988-81 Cutlass, Cutlass Supreme, Cutlass Cruiser.



**577-011**

**GM**  
1990-77 Electra, Park Avenue, LeSabre, Caprice, Impala, Delta 88, Bonneville, Catalina.

# Filler Necks



**577-012**

**GM**  
1979-77 Electra, Park Avenue, Delta 88, Regency 98, LeSabre, Riviera.



**577-013**

**GM**  
1992-73 Century, Regal, DeVille, Fleetwood, Cutlass, Cutlass Supreme, Cutlass Cruiser.



**577-015**

**GM**  
1987-78 El Camino, Caballero, Diablo.



**577-016**

**GM**  
1977-73 Chevelle, Malibu, Monte Carlo, LeMans, Tempest.



**577-058**

**GM**  
1977-75 Grand Prix.



**577-072**

**GM**  
1973 Grand Prix.



**577-073**

**GM**  
1974 Grand Prix.



**577-074**

**GM**  
1973 Chevelle, Malibu, LeMans, Tempest.

### Related Sales




#### 55160 (1) GM Fuel Pump Pulsator



Prevent comebacks. Replace with every GM in-tank fuel pump. Eliminates fuel pump vibration and noise. Mounts directly on fuel pump. Fits various GM vehicles with in-tank mounted fuel pumps, 1999-84. Great add-on sale for pump or sender sales. Always replace the pulsator to eliminate potential comebacks.

# Lock Rings and Gaskets




**579-001**

**GM/Jeep**  
3-1/8" Gauge Hole Dia.



**579-003**

**Ford/Jeep**  
2" Gauge Hole Dia.




**579-004**

**Ford**  
3-5/8" Gauge Hole Dia.

# Lock Rings and Gaskets

Fuel Tanks




**579-005**

**Chrysler**  
3" Gauge Hole Dia.




**579-006**

**Chrysler**  
2" Gauge Hole Dia.



**579-007**

**Chrysler**  
3-1/2" Gauge Hole Dia.



**579-008**

**Mazda**  
Oval 2-3/4" x 4" Gauge Hole Dia.




**579-009**

**Mazda**  
4-1/8" Round Gauge Hole Dia.




**579-012**

**Chrysler**  
4" Gauge Hole Dia.



**579-013**

**Mazda**  
4-5/8" Gauge Hole Dia.




**579-014**

**Toyota/Hyundai**  
1-3/4" Gauge Hole Dia.




**579-015**

**Honda**  
1-5/8" Gauge Hole Dia.



**579-020**

**GM**  
3-5/8" Gauge Hole Dia.




**579-023**

**Toyota**  
2-1/2" Gauge Hole Dia.




**579-024**

**Honda**  
2-3/4" Gauge Hole Dia.



**579-025**

**Honda**  
2-3/8" Gauge Hole Dia.



**579-032**

**Toyota**  
3-1/8" Gauge Hole Dia.



**579-033**

**Toyota**  
2-1/4" Gauge Hole Dia.

## Lock Rings and Gaskets



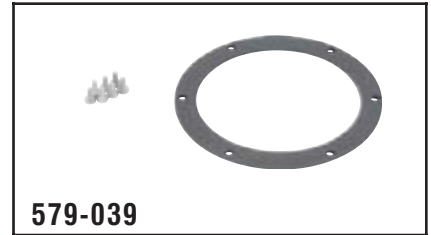
**579-034**

**Toyota**  
1-1/4" Gauge Hole Dia.



**579-038**

**GM**  
1-1/4" Gauge Hole Dia.



**579-039**

**Mazda**  
4-1/8" Gauge Hole Dia.




**579-043**

**Honda**  
1-3/8" Gauge Hole Dia.



**579-046**

**Toyota**  
3-1/8" Gauge Hole Dia.



**579-091**

**GM**  
4-1/8" Gauge Hole Dia.

## Fuel Tank Straps



**578-001**

**GM**  
1991-73 Chevrolet/GMC Trucks  
(Conventional Cabs).



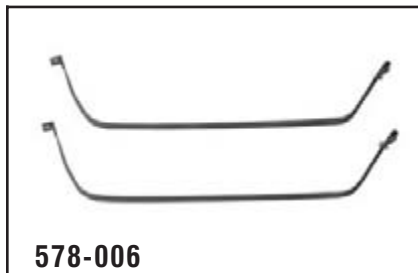
**578-003**

**Ford, Lincoln, Mercury**  
1996-80 F-Series Pickups; 19 Gal  
(Conventional Cab, Side Mount).



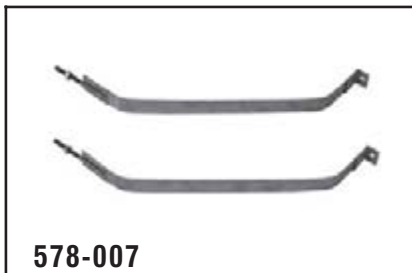
**578-005**

**Ford, Lincoln, Mercury**  
1996-80 F-Series Pickups; 16 Gal  
(Conventional Cab, Side Mount).




**578-006**

**GM**  
1988-78 Bonneville, Catalina, LeMans,  
Tempest, Century, Malibu, Cutlass, Cutlass  
Supreme, Cutlass Cruiser, Regal, Grand  
AM, Grand Prix, Monte Carlo (RWD, Exc.  
SW).



**578-007**


**GM**  
1995-83 S10 Blazer, S15 Jimmy,  
Typhoon, Bravada, Postal Service Van  
(100.5" WB, Top Strap Only).




**578-008**

**GM**  
2001-82 S10/S15 Pickups, Syclone, Baja,  
Cameo, Sonoma.


# Fuel Tank Straps



**578-009**  
**GM**  
 1992-77 BelAir, Bonneville, Catalina, Buick LTD, Caprice, Impala, DeVille, Delta 88 & 89, Electra, Fleetwood, Grand Prix, LeSabre, Parisienne, Park Ave, Riviera; 24 Gal (RWD, Exc. SW).



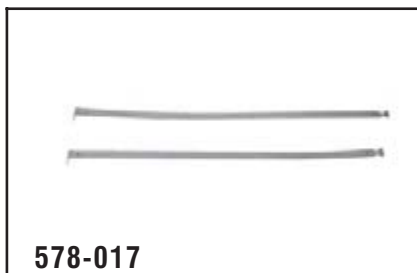
**578-011**  
**GM**  
 1991-73 Full Size Blazer & Jimmy, Suburban; 31 Gal (106.5" WB).



**578-012**  
**GM**  
 1987-73 Full Size Blazer & Jimmy, Suburban; 25 Gal (106.5" WB).



**578-016**  
**Ford, Lincoln, Mercury**  
 1996-73 F-Series Pickups (Conventional Cabs, Rear Mount, Bottom Straps Only).



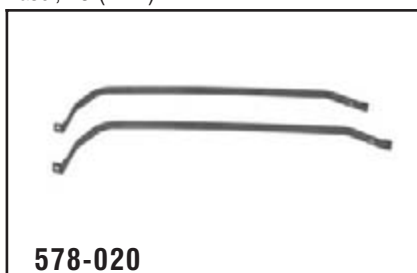
**578-017**  
**Chrysler, Dodge, Plymouth**  
 1995-81 Aries, LeBaron, Caravelle, Lancer, Daytona, New Yorker, Dodge 400 & 600, Reliant, Shadow, E Class, Sundance, Laser, TC (FWD).



**578-018**  
**Ford, Lincoln, Mercury**  
 1988-83 Ranger (Under Cab, Exc. 125" WB, Exc. Super Cab).



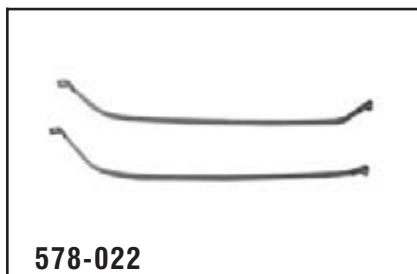
**578-019**  
**Ford, Lincoln, Mercury**  
 1988-86 Ranger (Under Cab, 125" WB, Super Cab).



**578-020**  
**GM**  
 1996-82 Celebrity, Ciera, Cutlass, Cutlass Supreme, Cutlass Cruiser, 6000, Century (FWD).



**578-021**  
**GM**  
 1991-82 Beretta, Corsica, J2000, Calais, Skylark, Cavalier, LeMans, Tempest, Firenza, Cimarron, Skyhawk, Sunbird, Somerset, Grand AM (FWD).



**578-022**  
**GM**  
 1999-85 Bonneville, Catalina, Fleetwood, Delta 88 & 98, DeVille, LeSabre, Electra, Park Avenue, LSS (FWD).



**578-026**  
**Ford, Lincoln, Mercury**  
 1996-78 Bronco (105" WB, Top Straps Only).




**578-028**  
**Ford, Lincoln, Mercury**  
 1990-84 Bronco II (94" WB).


# Fuel Tank Straps




**578-030**  
**Ford, Lincoln, Mercury**  
 1991-75 Van (Ahead Of Rear Axle, 124" WB For F24D Only).



**578-036**  
**Chrysler, Dodge, Plymouth**  
 1995-84 Caravan, Mini Ram, Town & Country (Minivans), Voyager.



**578-038**  
**Chrysler, Dodge, Plymouth**  
 1995-88 Acclaim, Dynasty, NY, Fifth Ave, Imperial, LeBaron, Spirit.



**578-042**  
**GM**  
 2000-88 Chevrolet/GMC Trucks; 34 Gal (C/K/R/V Models).




**578-043**  
**GM**  
 1996-88 Chevrolet/GMC Trucks; 25 Gal (C/K/R/V Models, 8' Box).



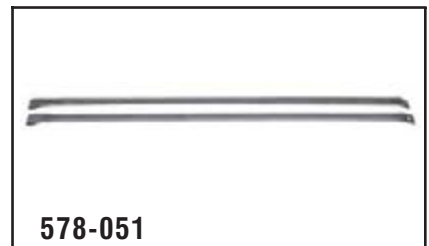
**578-044**  
**GM**  
 2000-88 Chevrolet/GMC Trucks; 25 Gal (C/K/R/V Models, 6' Box).



**578-045**  
**Ford, Lincoln, Mercury**  
 1990-83 Escort, ESP, Lynx, LN7.




**578-046**  
**Ford, Lincoln, Mercury**  
 1994-83 Tempo, Topaz (Exc. AWD).




**578-051**  
**Ford, Lincoln, Mercury**  
 1995-86 Continental, Sable, Taurus (Use Supplied Bolt X1 For Higher Capacity Tank Only).



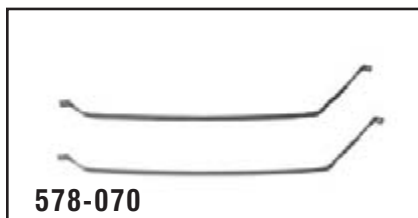
**578-052**  
**GM**  
 2001-92 Achieva, Grand Am, Beretta, Cutlass, Cutlass Supreme, Cutlass Cruiser, Skylark, Cavalier, Sunbird, Corsica.




**578-054**  
**Jeep**  
 1992-86 Comanche.



**578-061**  
**Jeep**  
 1996-84 Cherokee, Wagoneer (101" WB).



**578-070**  
**GM**  
 1997-88 Cutlass Supreme, Cutlass Cruiser, Grand Prix, Lumina, Monte Carlo, Regal.



**578-078**  
**Mazda**  
 1995-90 Protégé (Exc. AWD).

**Related Sales**

**DORMAN HELP!**

49205 (1)

**Fuel Tank Selector Switch**  
 1997-92 Ford F-Series Pickups.

**Fuel Tanks**