

Fuel Sending Units

- 95+ SKUs of Popular Failure-Prone Applications
- Dorman Average Dealer Price is 50% Below OE Wholesale Price



Stop Sending Your Customers to the OE Dealer!

692-005
GM Blazer, Jimmy,
S-Series 1991-85



692-000
GM C/K-Series
Pickups 1995-88



692-004
GM Blazer, Jimmy,
S-Series, Typhoon
1994-92



Included!



Strainer, lock ring set, and hardware included where necessary.

Typical Failures

- Fuel gauge not reading properly
- Sending Unit corrodes and breaks during removal from tank when replacing fuel pump



55160 HELP!®
Fuel Pump Pulsator GM

Prevent comebacks. Replace with every GM in-tank fuel pump. Eliminates fuel pump vibration and noise. Mounts directly on fuel pump. Fits various GM vehicles with in-tank mounted fuel pumps, 1999-84. Great add-on sale for pump or sender sales. Always replace the pulsator to eliminate potential comebacks.



Activant Path Fuel Pump, Tank & Turbo System **Activant Code** DFM

Fuel tanks, lock rings and straps, also available.

Applications begin on page 172.

Fuel Sending Units



692-000

GM (Inc. Truck)
 Number of Outlets: 4
 1995-88 Chevrolet & GMC Trucks C/K-Series, w/o High Temp Fuel Sender, w/Gas Eng & FI



692-001

GM (Inc. Truck)
 Number of Outlets: 4
 1995-90 C/K-Series Pickups w/High Temp Fuel Sender, w/E.E.C. Exc. 135.5, 159.5, 183.5 Wheel Base, w/Harness Code, (VPT, VPU), LH w/EFI



692-002

GM (Inc. Truck)
 Number of Outlets: 3
 1996-93 Century, Ciera, w/FI, EXC SW



692-003

GM (Inc. Truck)
 Number of Outlets: 3
 1992-89 Century, Celebrity, Ciera, 6000, w/FI, EXC SW.



692-004

GM (Inc. Truck)
 Number of Outlets: 4
 1994-92 Blazer, S-Series, Jimmy, Typhoon, Sonoma, and Syclone, w/FI, 20 Gal Tank.



692-005

GM (Inc. Truck)
 Number of Outlets: 4
 1991-85 S-Series, Blazer, Jimmy, Sonoma, Syclone, and Typhoon, w/FI, 20 Gal Tank.

Fuel Sending Units



692-006
GM (Inc. Truck)
 Number of Outlets: 3
 1989-80 Chevrolet & GMC Trucks C, K, R, V-Series LH Tank, w/o FI, Gas Eng.



692-007
GM (Inc. Truck)
 Number of Outlets: 4
 1995-92 Chevrolet & GMC Trucks S-Series, w/FI, 20 Gal Tank.



692-008
GM (Inc. Truck)
 Number of Outlets: 4
 1991-87 Chevrolet & GMC Trucks S-Series Pickups, Syclone, Sonoma, w/FI, 20 Gal Tank.



692-009
GM (Inc. Truck)
 Number of Outlets: 4
 1995-92 S-Series Pickups, Sonoma, Syclone w/o EFI, 20 gallon tank only



692-010
GM (Inc. Truck)
 Number of Outlets: 3
 1990-89 Electra, LeSabre, Delta 88, Bonneville, 6 Cyl Eng, w/FI, FWD.



692-011
GM (Inc. Truck)
 Number of Outlets: 3
 1991-89 Bonneville, LeSabre, Delta 88, Regency 98, 6 Cyl Eng, w/FI, FWD.


Fuel Sending Units

Fuel Sending Units



692-012

GM (Inc. Truck)
 Number of Outlets: 3
 1988-86 Bonneville, Delta 88, Electra, LeSabre, Park Avenue,
 Regency 98 w/FI



692-013

GM (Inc. Truck)
 Number of Outlets: 3
 1995-91 Electra, Bonneville, Park Avenue, LeSabre, Delta 88,
 Regency 98, V6 Eng 3.8L, w/FI.



692-014

GM (Inc. Truck)
 Number of Outlets: 3
 1994-93 Bonneville, Delta 88, Electra, LeSabre, Park Avenue,
 Regency 98 V6 Eng. 3.8L w/FI



692-015

GM (Inc. Truck)
 Number of Outlets: 3
 1991-88 Regal, Lumina, Cutlass Supreme, Grand Prix, 4 & 6 Cyl
 Eng, w/FI.



692-016

GM (Inc. Truck)
 Number of Outlets: 3
 1991-87 Skyhawk, Skylark, Somerset. Cavalier, Sunbird, Calais, Grand
 Am, w/FI.



692-017

GM (Inc. Truck)
 Number of Outlets: 4
 1994-88 Astro, Safari Van, w/FI, L4 2.5L (E), V6 4.3L (B,Z).

Fuel Sending Units



692-018

Ford, Lincoln, Mercury (Inc. Truck)
 Number of Outlets: 2
 1989-87 F150/250/350 (Super Duty), w/FI, 19 Gal Tank.



692-019

Isuzu (Inc. Truck)
 Number of Outlets: 2
 1996-89 Sidekick, Sunrunner, Tracker, 2 Door Only, w/FI




692-020

GM (Inc. Truck)
 Number of Outlets: 3
 1996-88 Chevrolet & GMC Trucks C/K-Series Pickups, w/Diesel Eng.



692-021

GM (Inc. Truck)
 Number of Outlets: 3
 1988-87 Century, Celebrity, Ciera, 6000, 4 Cyl Eng, w/FI, EXC SW.



692-022

GM (Inc. Truck)
 Number of Outlets: 3
 1992-89 Century, Celebrity, Ciera, 6000, w/FI, SW



692-023

GM (Inc. Truck)
 Number of Outlets: 3
 1988-87 Century, Celebrity, Ciera, 6000, w/FI, SW.

Fuel Sending Units

Fuel Sending Units



692-024

GM (Inc. Truck)
 Number of Outlets: 3
 1988-87 Century, Celebrity, Ciera, 6000, w/FI.



692-025

GM (Inc. Truck)
 Number of Outlets: 4
 1994-92 S-Series, Blazer, Jimmy, w/FI, 20 Gal Tank.



692-026

GM (Inc. Truck)
 Number of Outlets: 3
 1989-80 Chevrolet & GMC Trucks C/K & R/V-Series, w/o FI, RH Tank, Gas Eng.



692-027

GM (Inc. Truck)
 Number of Outlets: 3
 1991-87 Chevrolet & GMC Trucks R/V-Series Diesel, w/FI, LH Tank.



692-028

GM (Inc. Truck)
 Number of Outlets: 3
 1996-94 Electra, Bonneville, Park Avenue, LeSabre, Delta 88, Regency 98, w/FI.



692-029

GM (Inc. Truck)
 Number of Outlets: 3
 1992 Regal, Lumina, Cutlass Supreme, Grand Prix, w/FI.

Fuel Sending Units



692-030

GM (Inc. Truck)
 Number of Outlets: 3
 1994-93 Cutlass Supreme, Grand Prix, Lumina, Regal w/EFI.



692-031

GM (Inc. Truck)
 Number of Outlets: 3
 1997-93 Regal, Lumina, Cutlass, Grand Prix, w/FI.




692-032

GM (Inc. Truck)
 Number of Outlets: 3
 1989-88 Beretta, Corsica, Tempest, w/FI.



692-033

GM (Inc. Truck)
 Number of Outlets: 4
 1991-87 C/K-Series and R/V-Series Blazer, Jimmy, Suburban, Tahoe, Yukon, Diesel, 31 Gal. Tank



692-034

GM (Inc. Truck)
 Number of Outlets: 4
 1991-88 Suburban w/FI, 40 Gal. Tank



692-035

GM (Inc. Truck)
 Number of Outlets: 4
 1995-87 G-Series Vans, w/FI.

Fuel Sending Units

Fuel Sending Units

Fuel Sending Units



692-036

GM (Inc. Truck)
 Number of Outlets: 4
 1995-92 Astro, Safari Van, w/FI, V6 4.3L (W).



692-037

Ford, Lincoln, Mercury (Inc. Truck)
 Number of Outlets: 2
 1989-87 F150, F250, F350 Super Duty, R.M. tank, w/FI



692-038

Ford, Lincoln, Mercury (Inc. Truck)
 Number of Outlets: 2
 1997-89 Ranger, Exc, Super Cab, LH Plastic Tank, w/FI



692-039

Ford, Lincoln, Mercury (Inc. Truck)
 Number of Outlets: 2
 1988-86 Ranger, Super Cab, LH Tank, w/FI



692-040

GM (Inc. Truck)
 Number of Outlets: 3
 1986 Century, Celebrity, Ciera, 6000, 4 Cyl Eng, w/FI, EXC SW.



692-041

GM (Inc. Truck)
 Number of Outlets: 4
 1993-85 S-Series, Blazer, Jimmy, Typhoon, w/FI, 13 Gal Tank.

Fuel Sending Units



692-042

GM (Inc. Truck)
 Number of Outlets: 2
 1984-80 Chevrolet & GMC Trucks C/K-Series, w/o EEC & FI, LH Tank, Gas Eng.



692-043

GM (Inc. Truck)
 Number of Outlets: 2
 1979-73 Chevrolet & GMC Trucks C/K Series, w/o EEC & FI, LH Tank, Gas Eng.



692-044

GM (Inc. Truck)
 Number of Outlets: 3
 1991-87 R/ V Series Pickups w/FI RH Tank



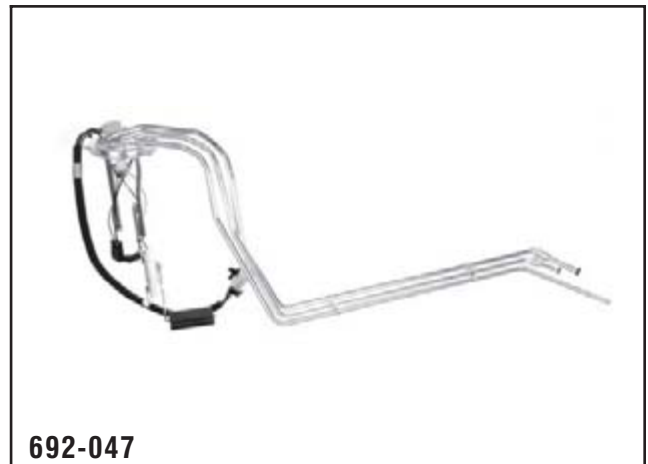
692-045

GM (Inc. Truck)
 Number of Outlets: 4
 1986-85 Chevrolet & GMC Trucks S-Series, w/FI, 20 Gal Tank



692-046

GM (Inc. Truck)
 Number of Outlets: 4
 1993-92 Chevrolet & GMC Trucks S-Series, w/FI, 13 Gal Tank.



692-047

GM (Inc. Truck)
 Number of Outlets: 3
 1990 Deville, Fleetwood w/EFI FWD only

Fuel Sending Units

Fuel Sending Units



692-048

GM (Inc. Truck)
 Number of Outlets: 3
 1993-91 Deville w/EFI



692-049

GM (Inc. Truck)
 Number of Outlets: 2
 1987-78 Bonneville, Century, Cutlass, Grand Am, Grand Prix, LeMans, Malibu, Monte Carlo, Regal w/o E.E.C. and w/o FI, Gasoline



692-050

GM (Inc. Truck)
 Number of Outlets: 3
 1989-77 Bonneville, Caprice, Catalina, Delta 88, Fleetwood, LeSabre, Riviera, Toronado Full Size RWD only, W/E.E.C. and w/o FI



692-051

GM (Inc. Truck)
 Number of Outlets: 2
 1985-77 Bonneville, Caprice, Catalina, Delta 88, Fleetwood, LeSabre, Riviera, Toronado Full Size RWD only, W/out E.E.C. and w/out FI



692-052

GM (Inc. Truck)
 Number of Outlets: 3
 1989-86 Caprice, Parisienne w/FI



692-053

GM (Inc. Truck)
 Number of Outlets: 3
 1989 Beretta, Corsica w/EFI V6 2.8(W)

Fuel Sending Units



692-054
GM (Inc. Truck)
 Number of Outlets: 4
 1986-78 Blazer, Jimmy, Suburban, Tahoe, Yukon, C/K Pickups, W
 EEC, w/o FI, 25 Gal Tank.



692-055
GM (Inc. Truck)
 Number of Outlets: 4
 1995-90 Chevrolet & GMC Trucks C/K & R/V Series, w/FI, w/ High
 Temp Sender, Gas Eng, 1 Ton.



692-056
GM (Inc. Truck)
 Number of Outlets: 4
 1988-87 R/V Series Blazer, Jimmy, Suburban, Tahoe, Yukon, w/FI, 25
 Gal Tank



692-057
GM (Inc. Truck)
 Number of Outlets: 3
 1990-77 Bonneville, Caprice, Catalina, Custom Cruiser, Estate Wagon,
 Safari Full size RWD, w/E.E.C., w/o FI S.W. only.



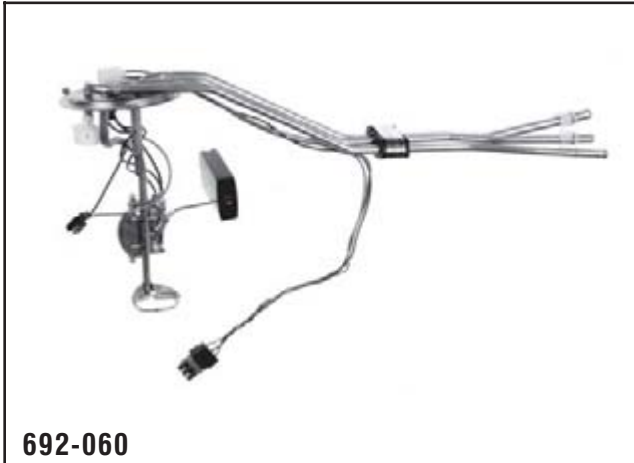
692-058
GM (Inc. Truck)
 Number of Outlets: 4
 1986-85 Chevrolet & GMC Trucks S-Series, w/FI, 13 Gal Tank.



692-059
GM (Inc. Truck)
 Number of Outlets: 3
 1996-92 Lumina APV, Trans Sport, Silhouette, 3.8L, w/FI

Fuel Sending Units

Fuel Sending Units



692-060

GM (Inc. Truck)
 Number of Outlets: 3
 1991-90 Beretta Corsica, w/FI



692-061

Chrysler, Dodge, Plymouth (Inc. Truck)
 Number of Outlets: 1
 1990-84 600, Acclaim, Aries, Caravelle, Daytona, Dynasty, E-Class, Lancer, Laser, LeBaron, New Yorker, Reliant, Shadow, Spirit, Sundance, TC, w/FI



692-062

Chrysler, Dodge, Plymouth (Inc. Truck)
 Number of Outlets: 1
 1990-86 600, Acclaim, Aries, Caravelle, Daytona, Dynasty, Lancer, LeBaron, New Yorker, Reliant, Shadow, Spirit, Sundance, w/FI



692-063

Ford, Lincoln, Mercury (Inc. Truck)
 Number of Outlets: 2
 1986-85 F150/250, Rear Mount Tank, w/FI, Rear Mount.



692-064


Ford, Lincoln, Mercury (Inc. Truck)
 Number of Outlets: 2
 1989-87 F150/250/350, w/FI, LH Tank, 17 Gal Tank.



692-066

GM (Inc. Truck)
 Number of Outlets: 3
 1986-85 98 Regency, Electra, Park Avenue, LeSabre w/EFI

Fuel Sending Units



692-067

GM (Inc. Truck)
 Number of Outlets: 3
 1986 Deville, Fleetwood w/EFI FWD only



692-068

GM (Inc. Truck)
 Number of Outlets: 2
 1990-77 Bonneville, Caprice, Catalina, Impala, Custom Cruiser, Estate Wagon, Safari Full size RWD, w/out E.E.C., w/o FI S.W. only.



692-069

GM (Inc. Truck)
 Number of Outlets: 4
 1984-82 S-Series Pickup, w/o EFI 13 Gal. Tank



692-070

GM (Inc. Truck)
 Number of Outlets: 3
 1995-90 Lumina APV, Trans Sport, Silhouette, 3.1L w/FI



692-071

Ford, Lincoln, Mercury (Inc. Truck)
 Number of Outlets: 2
 1997-89 Aerostar, 21 Gal Plastic Tank, w/FI



692-072

Ford, Lincoln, Mercury (Inc. Truck)
 Number of Outlets: 2
 1990-86 E150, E250, E350, RH Tank, w/FI

Fuel Sending Units

Fuel Sending Units

Fuel Sending Units



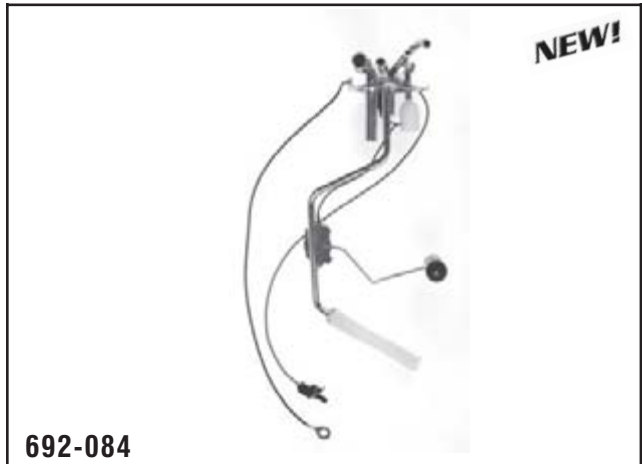
692-073
GM (Inc. Truck)
 Number of Outlets: 2
 1979-73 Chevrolet & GMC Trucks C/K-Series, RH Tank, w/Man Trans, w/o FI, Gas Eng.



692-075
GM (Inc. Truck)
 Number of Outlets: 3
 1985-82 Century, Celebrity, Citation, Ciera, Cutlass Ciera, 6000, Phoenix, Skylark, Somerset, Omega 2.8L



692-079
GM (Inc. Truck)
 Number of Outlets: 3
 1979-73 C, K-Series Pickups



692-084
GM (Inc. Truck)
 Number of Outlets: 4
 1986-85 S-Series Pickups, Sonoma, Syclone; Gas Eng., wo/EFI, 20 Gal. Tank

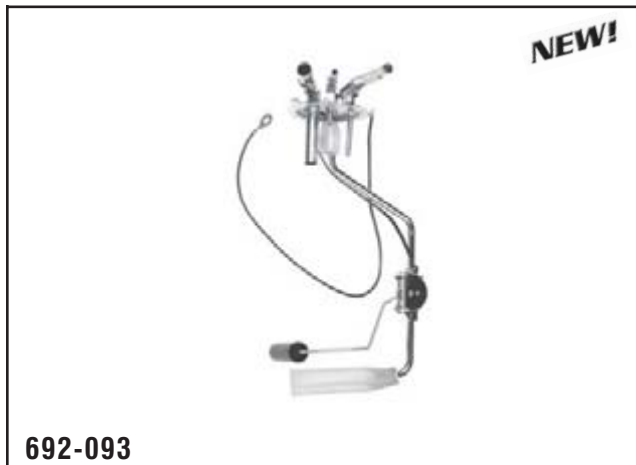


692-087
GM (Inc. Truck)
 Number of Outlets: 3
 1997-96 LeSabre, 1996 LSS, Bonneville wo/Supercharger; Delta 88, 88



692-091
GM (Inc. Truck)
 Number of Outlets: 3
 1988-87 Cavalier, Firenza, Sunbird; 2.0L

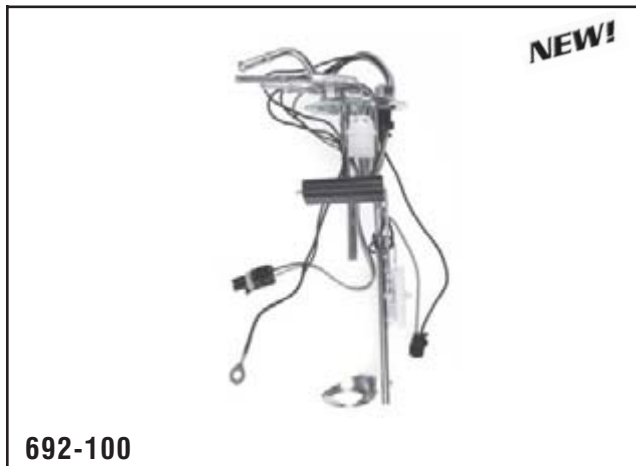
Fuel Sending Units



692-093
GM (Inc. Truck)
 Number of Outlets: 4
 1986-78 Suburban, Blazer, Jimmy, Tahoe, Yukon (Full Size)



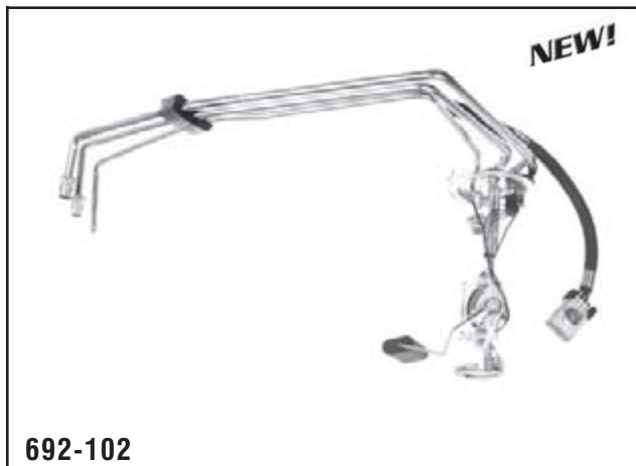
692-099
GM (Inc. Truck)
 Number of Outlets: 3
 1985-81 Eldorado, Seville; Exc. Digital Dash



692-100
GM (Inc. Truck)
 Number of Outlets: 4
 1991-87 S-Series Pickups, Sonoma, Syclone w/13 Gal Tank



692-101
GM (Inc. Truck)
 Number of Outlets: 3
 1996 Astro, Safari Van



692-102
GM (Inc. Truck)
 Number of Outlets: 3
 1988 Eldorado, Seville



692-105
Ford, Lincoln, Mercury (Inc. Truck)
 Number of Outlets: 2
 1995-86 Taurus, Sable

Fuel Sending Units

Fuel Sending Units

Fuel Sending Units



NEW!

692-106

Ford, Lincoln, Mercury (Inc. Truck)
 Number of Outlets: 2
 1986-85 Capri 3.8L, 5.0L, Mustang 2.3L, 3.8L, 5.0L, w/EFI; 1993-87 Mustang 2.3L, 5.0L



NEW!

692-107

Ford, Lincoln, Mercury (Inc. Truck)
 Number of Outlets: 2
 1989-86 Aerostar



NEW!

692-109

Ford, Lincoln, Mercury (Inc. Truck)
 Number of Outlets: 2
 1990-87 Escort



NEW!

692-111

Ford, Lincoln, Mercury (Inc. Truck)
 Number of Outlets: 2
 1988-85 Ranger



NEW!

692-115

Ford, Lincoln, Mercury (Inc. Truck)
 Number of Outlets: 2
 1990-86 E-Series Vans



NEW!

692-127

GM (Inc. Truck)
 Number of Outlets: 4
 1995-94 Postal Service Vans

Fuel Sending Units



692-128

GM (Inc. Truck)
 Number of Outlets: 3
 1997-92 Suburban, Blazer, Jimmy, Tahoe, Yukon (Full Size),
 Suburban



692-129

GM (Inc. Truck)
 Number of Outlets: 3
 1990 Caprice



692-130

GM (Inc. Truck)
 Number of Outlets: 3
 1997-92 Blazer, Jimmy, Tahoe, Yukon (Full Size)



692-133

GM (Inc. Truck)
 Number of Outlets: 3
 1988-77 G-Series Vans

Fuel Sending Units

Related Items

Fuel Tank Straps



578-001

GM (Inc. Truck)
 1991-73 Chevrolet/GMC Trucks (Conventional Cabs).
 See pages 209-211.

GM Fuel Pump Pulsator



55160 (1)

Prevent comebacks.
 Replace with every GM in-tank fuel pump.
 Eliminates fuel pump vibration and noise. Mounts
 directly on fuel pump. Fits various GM vehicles
 with in-tank mounted fuel pumps, 1999-84. Great
 add-on sale for pump or sender sales. Always
 replace the pulsator to eliminate potential
 comebacks.